


ZZ HARDMETAL is a modern joint-stock company focusing on R & D, production and distribution in the area of CNC cutter. The company is located in Zhuzhou--the biggest manufacturing bases of CNC cutter and carbide in China.

Our company's main products include external turning tools, internal turning tools of M,P,D,S,W,C type and threading tools, parting and grooving tools, indexable milling tools, drilling tools. At the same time, we can also undertake all types of non-standard tools.

Based on the excellent design, top-class CNC center, accurate testing equipment and perfect management process, Sant series' quality is always in the leading level. Since the establishment of our company we has always insisted: "United and Innovative, Honest and Pragmatic, Pioneering for progress, Pursuing win-win outcomes". We've established good cooperation relationship with many large and medium-size enterprises and dealers all over the world. We'll work hard together persistently to support high-quality products and satisfactory service for all the customers!



M Top and hole clamping




P Hole clamping



Turning tools




S Screw on



Turning tools

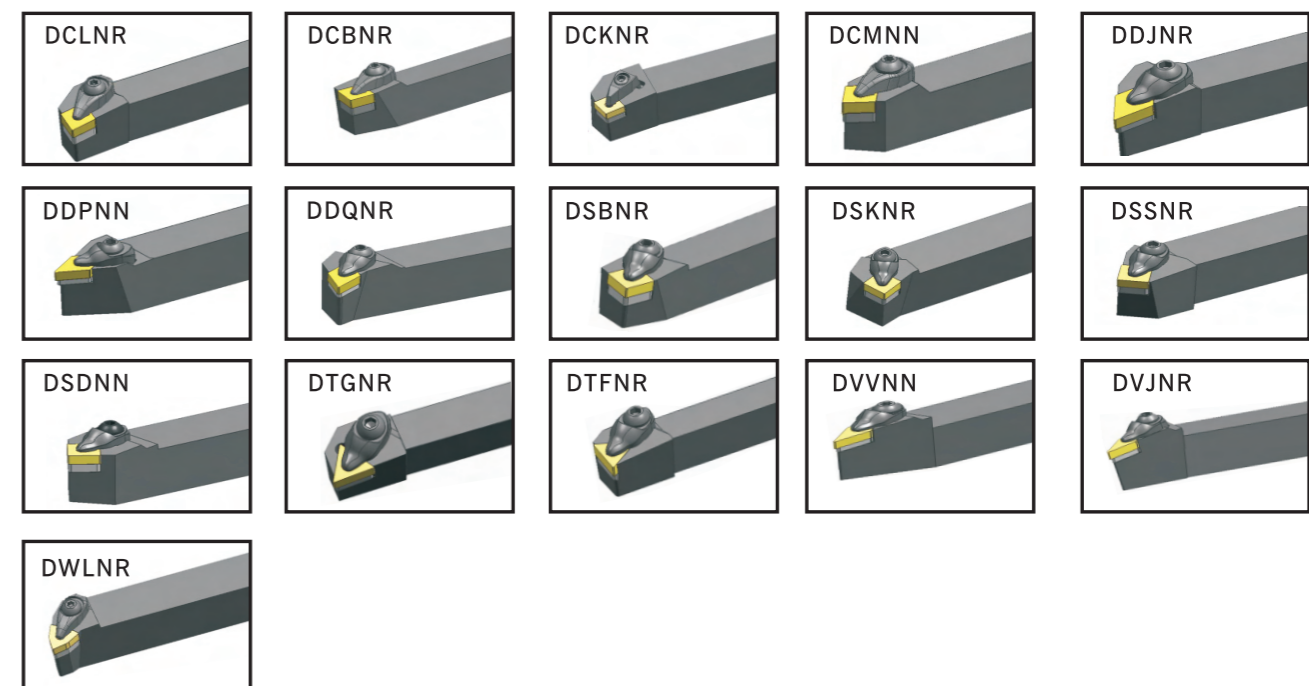
C Top clamping



W Wedge clamping




D Wedge clamping



Turning tools

Interanal toolholders

M top and hole clamping



P Hole clamping

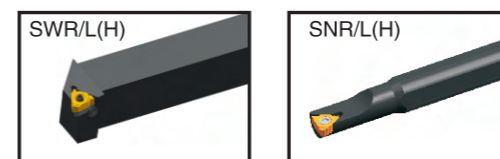


Turning tools

S Screw on

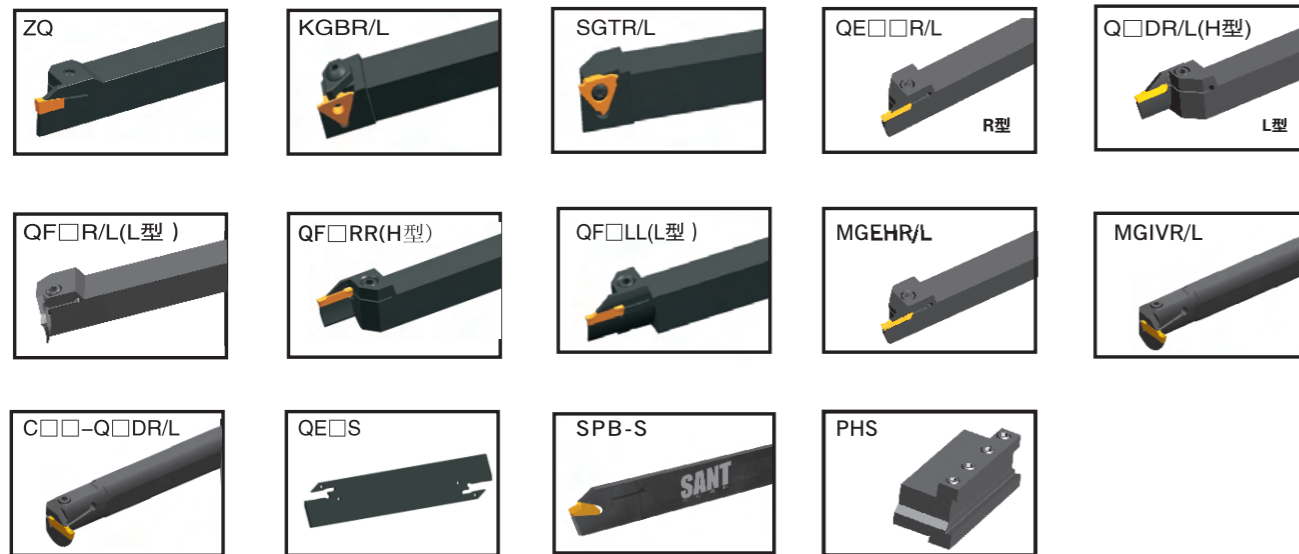


Threading tools



Parting, grooving tools

External Parting, Surface Grooving Tools



Example



Clamping system

Hole clamping	Screw on	Top and hole clamping	Top clamping
P	S	M	C

2. Insert shape

C	D	R	S	T	V	W

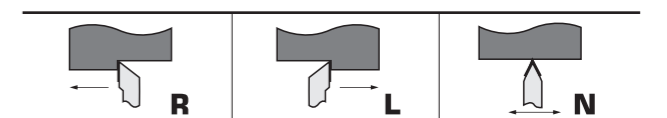
3. Holder style and lead angle

A	B	C	D	E	F	G	H
J	K	L	M	N	O	P	Q
R	S	T	U	V	W	X	

4. Insert clearance angle

N	B	C	P	D	E
0°	5°	7°	11°	15°	20°

5. Hand of tools

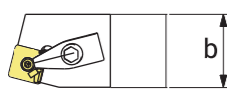


Turning tools

6. Height

 <p>Integers to be preceded by 0 eg:h=8 indicated by 08</p>	记号 Symbol	12	16	20	25	32	40	50
	高度/mm Height/mm	12	16	20	25	32	40	50








7. Shank width

 <p>Integers to be preceded by 0 eg:b=8 indicated by 08</p>	记号 Symbol	12	16	20	25	32	40	50
	高度/mm Height/mm	12	16	20	25	32	40	50

8. Tool length

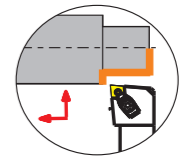
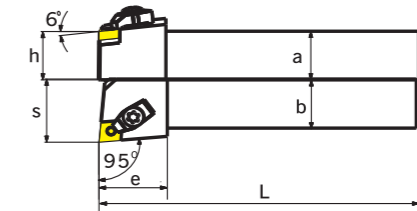

Code	H	K	M	P	Q	R	S	T	U	V
Length	100	125	150	170	180	200	250	300	350	400

9. Cutting edge length

Insert Shape	C	D	R	S	T	V	W
							
Inscribed Circle	Cutting Edge Length						
5.556					09		
6.350	06	07			11		
9.525	09	11	09	09	16	16	
12.700	12	15	12	12	22	22	
15.875	16	19	15	15	27		
19.050	19		19	19	33		
25.400	25		25	25	44		

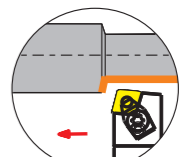
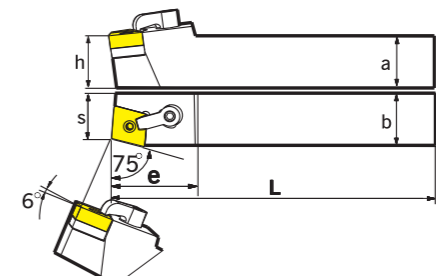
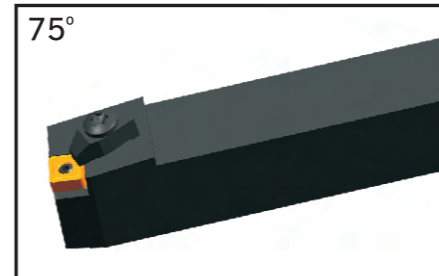
Turning tools

MCLNR/L



Type	Dimension(mm)								Applicable Inserts	Clamping screw	Shim	Wrench	Clamp	Clamping stud	
	Stock		a	b	L	h	s	e							
	R	L													
MCLNR/L	1616H12	●	●	16	16	100	16	20	32	CN □ 1204□	WS061025	MC1204	S3	MCL1814	MSP617
	2020K12	●	●	20	20	125	20	25	32						
	2525M12	●	●	25	25	150	25	32	32						
	3225P12	●	●	32	25	170	32	32	32						
	3232P12	●	●	32	32	170	32	40	32						
MCLNR/L	2525M16	●	●	25	25	150	25	32	38	CN □ 1606□	WS061030	MC1604	S3	MCL2114	MSP821
	3225P16	●	●	32	25	170	32	32	38						
	3232P16	●	●	32	32	170	32	40	38						
	3232P19	●	●	32	32	170	32	40	45						
MCLNR/L	4040R19	●	●	40	40	200	40	50	45	CN □ 1906□	Ws081030	MC1904	S4	MCL2217	MSP1021

MCBNR/L

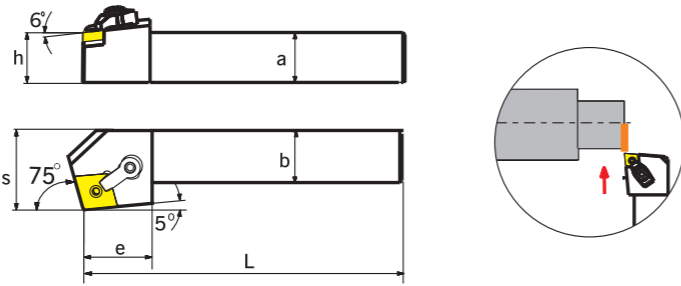


Type	Dimension(mm)								Applicable Inserts	Clamping screw	Shim	Wrench	Clamp	Clamping stud	
	Stock		a	b	L	h	s	e							
	R	L													
MCBNR/L	2020K12	●	●	20	20	125	20	17	32	CN □ 1204□	WS061025	MC1204	S3	MCL1814	MSP617
	2525M12	●	●	25	25	150	25	22	32						
	3225P12	●	●	32	25	170	32	22	32						
	2525M16	●	●	25	25	150	25	22	40						
	3225P16	●	●	32	25	170	32	22	40						
MCBNR/L	3232P16	●	●	32	32	170	32	27	40	CN □ 1606□	WS061030	MC1604	S3	MCL2114	MSP821
	3232P19	○	○	32	32	170	32	27	45						
	4040R19	○	○	40	40	200	40	35	45						

● Stock ○ in Production order

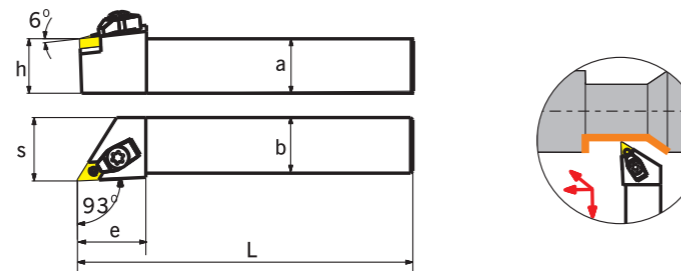
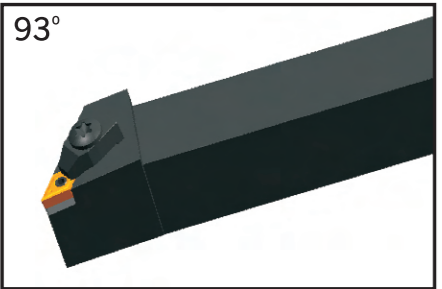
Turning tools

MCKNR/L



Type	Dimension(mm)								Applicable Inserts	Clamping screw	Shim	Wrench	Clamp	Clamping stud
	Stock		a	b	L	h	s	e						
	R	L												
MCKNR/L 2020K12	●	●	20	20	125	20	17	32	CN \square 1204 \square	WS061025	MC1204	S3	MCL1814	MSP617
2525M12	●	●	25	25	150	25	22	32		WS061030				
3225P12	●	●	32	25	170	32	22	32						
2525M16	●	●	25	25	150	25	22	40	CN \square 1606 \square	WS061030	MC1604	S3	MCL2114	MSP821
3225P16	●	●	32	25	170	32	22	40						
3232P16	●	●	32	32	170	32	27	40						
3232P19	○	○	32	32	170	32	27	45	CN \square 1906 \square	WS081030	MC1904	S4	MCL2217	MSP1021

MDJNR/L

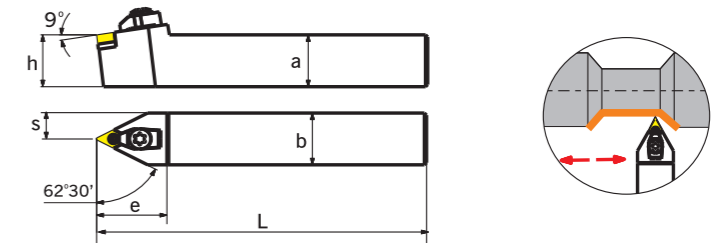
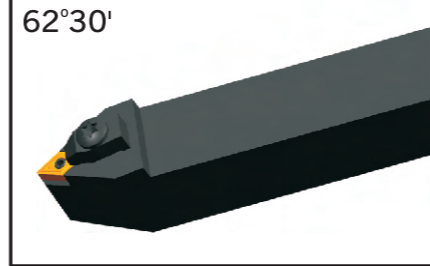


Type	Dimension(mm)								Applicable Inserts	Clamping screw	Shim	Wrench	Clamp	Clamping stud	
	Stock		a	b	L	h	s	e							
	R	L													
MDJNR/L 1616H11			16	16	100	16	20	32	DN \square 1104 \square	WS061025	MD1103	S2 S3	MCL1814	MSP513	
2020K11	●	●	20	20	125	20	25	32		WS061030					
2525M11	●	●	25	25	150	25	32	32							
3225P11	○	○	32	25	170	32	32	32	DN \square 1504 \square	WS061025				04:MSP617	
2020K1504/06	●	●	20	20	125	20	25	38							
2525M1504/06	●	●	25	25	150	25	32	38							DN \square 1506 \square
3225P1504/06	○	○	32	25	170	32	32	38							
3232P1504/06	○	○	32	32	170	32	40	38							
4040P15			40	40	170	40	48	45							

● Stock ○ in Production order

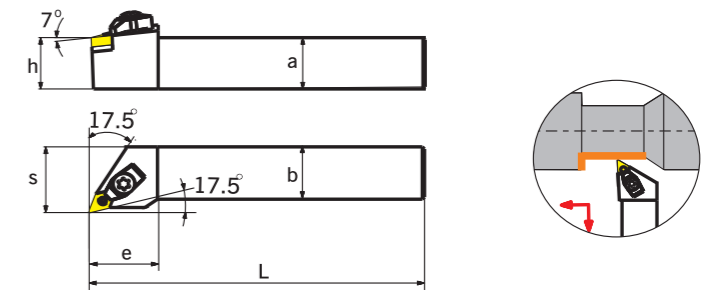
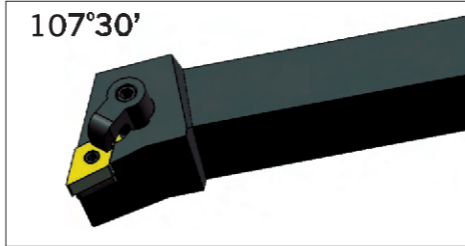
Turning tools

MDPNN



Type	Dimension(mm)								Applicable Inserts	Clamping screw	Shim	Wrench	Clamp	Clamping stud
	Stock		a	b	L	h	s	e						
	R	L												
MDPNN 1616H11	○		16	16	100	16	8	35	DN \square 1104 \square	WS061025	MD 1103	S2 S3	MCL1814	MSP513
2020K11	●	●	20	20	125	20	10	35		WS061030				
2525M11	●	●	25	25	150	25	12.5	35						
3225P11	○		32	25	170	32	12.5	35	DN \square 1504 \square	WS061025				04:MSP617
2020K1504/06	●	●	20	20	125	20	10	40						
2525M1504/06	●	●	25	25	150	25	12.5	40						
3225P1504/06	○		32	25	170	32	12.5	40						
3232P1504/06			32	32	170	32	16	42						

MDQNR/L

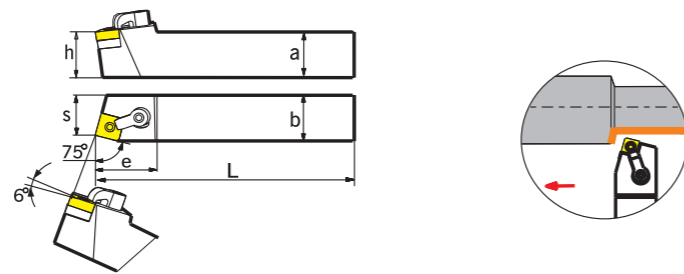
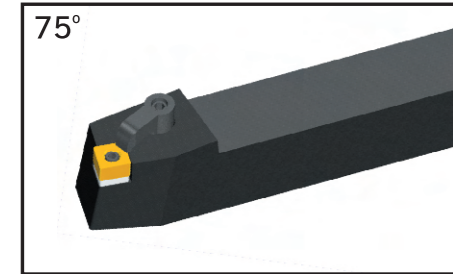


Type	Dimension(mm)								Applicable Inserts	Clamping screw	Shim	Wrench	Clamp	Clamping stud
	Stock		a	b	L	h	s	e						
	R	L												
MDQNR/L 1616H11	○		16	16	100	16	8	35	DN \square 1104 \square	WS061025	MD 1103	S2 S3	MCL1814	MSP513
2020K11	●	●	20	20	125	20	10	35		WS061030				
2525M11	●	●	25	25	150	25	12.5	35						
3225P11	○		32	25	170	32	12.5	35	DN \square 1504 \square	WS061025				04:MSP617
2020K1504/06	●	●	20	20	125	20	10	40						
2525M1504/06	●	●	25	25	150	25	12.5	40						
3225P1504/06	○		32	25	170	32	12.5	40						
3232P1504/06			32	32	170	32	16	42						

● Stock ○ in Production order

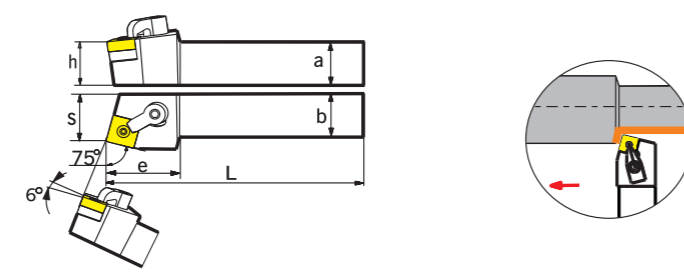
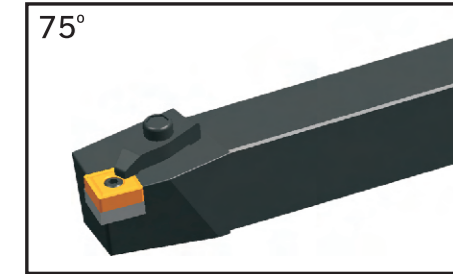
Turning tools

MSBNR/L



Type	Dimension(mm)							Applicable Inserts	Clamping screw	Shim	Wrench	Clamp	Clamping stud		
	Stock		a	b	L	h	s							e	
	R	L													
MSBNR/L	2020K12	●	●	20	20	125	20	17	32	SN□□ 1204□□	WS061025	MS1204	S3	MCL1814	MSP617
	2525M12	●	●	25	25	150	25	22	32						
	3225P12	●	●	32	25	170	32	22	32	SN□□ 1506□□	WS061030	MS1504	S3	MCL2114	MSP821
	2525M15	●	●	25	25	150	25	22	38						
	3232P15	●	●	32	32	170	32	29	38	SN□□ 1906□□	WS081030	MS1904	S4	MCL2217	MSP1021
	3232P19	●	●	32	32	170	32	27	45						
	4040R19	●	●	40	40	200	40	35	45	SN□□ 2509□□	WS101035	MS2508	S4, S5	MCL3220	MSP1229
	4040S25	●	●	40	40	250	40	35	60						

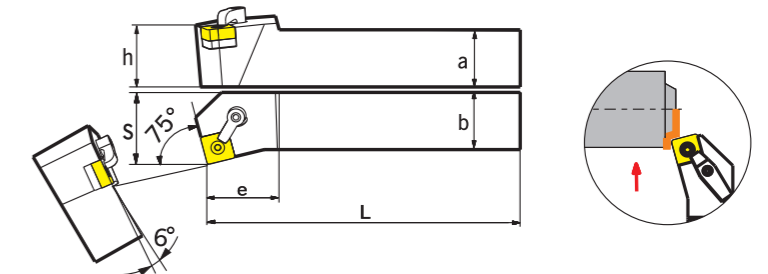

MSRNR/L



Type	Dimension(mm)							Applicable Inserts	Clamping screw	Shim	Wrench	Clamp	Clamping stud		
	Stock		a	b	L	h	s							e	
	R	L													
MSRNR/L	2020K12	●	●	20	20	125	20	17	32	SN□□ 1204□□	WS061025	MS1204	S3	MCL1814	MSP617
	2525M12	●	●	25	25	150	25	22	32						
	3225P12	●	●	32	25	170	32	22	32	SN□□ 1506□□	WS061030	MS1504	S3	MCL2114	MSP821
	2525M15	●	●	25	25	150	25	22	38						
	3232P15	●	●	32	32	170	32	29	38	SN□□ 1906□□	WS081030	MS1904	S4	MCL2217	MSP1021
	3232P19	●	●	32	32	170	32	27	45						
	4040R19	●	●	40	40	200	40	35	45	SN□□ 2509□□	WS101035	MS2508	S4, S5	MCL3220	MSP1229
	4040S25	●	●	40	40	250	40	35	60						

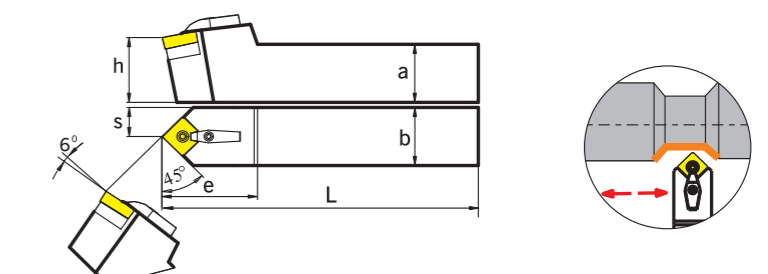
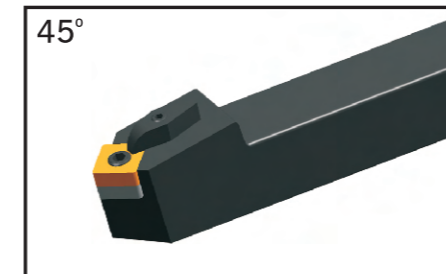
Turning tools

MSKNR/L



Type	Dimension(mm)							Applicable Inserts	Clamping screw	Shim	Wrench	Clampd	Clamping stud		
	Stock 库存		a	b	L	h	s							e	
	R	L													
MSKNR/L	2020K12	●	●	20	20	125	20	25	32	SN□□ 1204□□	WS061025	MS1204	S3	MCL1814	MSP617
	2525M12	●	●	25	25	150	25	32	32						
	3225P12	○	○	32	25	170	32	32	32	SN□□ 1506□□	WS061030	MS1504	S3	MCL2114	MSP821
	2525M15	●	●	25	25	150	25	32	38						
	3232P15	○	○	32	32	170	32	40	38	SN□□ 1906□□	WS081030	MS1904	S4	MCL2217	MSP1021
	3232P19	○	○	32	32	170	32	40	45						
	4040R19	○	○	40	40	200	40	50	45	SN□□ 2509□□	WS101035	MS2508	S4, S5	MCL3220	MSP1229
	4040S25	○	○	40	40	250	40	50	50						

MSDNN



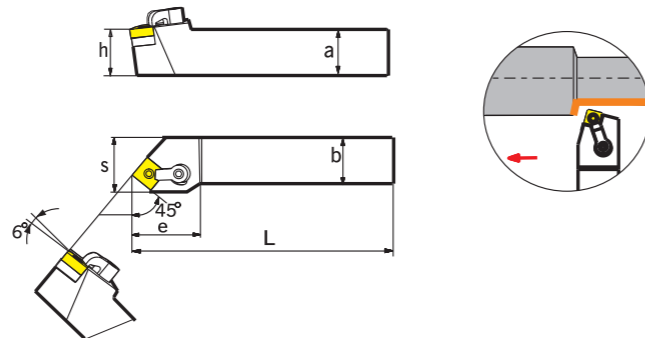
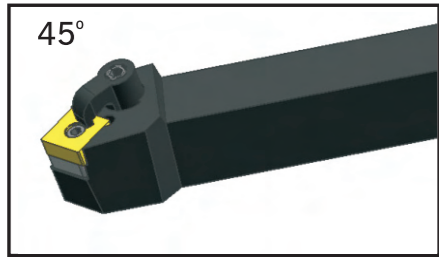
Type	Dimension(mm)							Applicable Inserts	Clamping screw	Shim	Wrench	Clampd	Clamping stud		
	Stock		a	b	L	h	s							e	
	R	L													
MSDNN	2020K12	●	●	20	20	125	20	10	35	SN□□ 1204□□	WS061025	MS1204	S3	MCL1814	MSP617
	2525M12	●	●	25	25	150	25	12.5	35						
	3225P12	○	○	32	25	170	32	12.5	35	SN□□ 1506□□	WS061030	MS1504	S3	MCL2114	MSP821
	2525M15	●	●	25	25	150	25	12.5	42						
	3232P15	○	○	32	32	170	32	16	42	SN□□ 1906□□	WS081030	MS1904	S4	MCL2217	MSP1021
	3232P19	○	○	32	32	170	32	16	42						
	4040R19	○	○	40	40	200	40	20	50	SN□□ 2509□□	WS101035	MS2508	S4, S5	MCL3220	MSP1229
	4040S25	○	○	40	40	250	40	20	50						

● Stock ○ in Production order

Turning tools

MSSNR/L

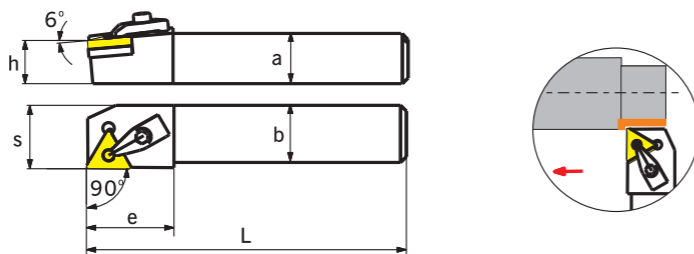
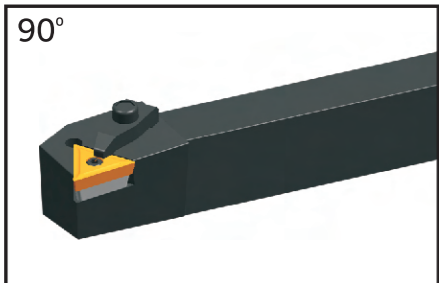
45°



Type	Dimension(mm)							Applicable Inserts	Clamping screw	Shim	Wrench	Clampd	Clamping stud		
	Stock 库存		a	b	L	h	s							e	
	R	L													
MSSNR/L	2020K12	●	●	20	20	125	20	25	35	SN□□ 1204□□	WS061025	MS1204	S3	MCL1814	MSP617
	2525M12	●	●	25	25	150	25	32	35						
	3225P12	●	○	32	25	170	32	40	35						
	3232P12	●	○	32	32	170	32	40	42						
MSSNR/L	2525M15	●	○	25	25	150	25	32	42	SN□□ 1506□□	WS061030	MS1504	S3	MCL2114	MSP821
	3232P15	○	○	32	32	170	32	40	42						
	3232P19	○	○	32	32	170	32	40	42						
	4040R19			40	40	200	40	50	42						
4040S25			40	40	250	40	50	50	SN□□ 2509□□	WS101035	MS2508	S4, S5	MCL3220	MSP1229	

MTGNR/L

90°



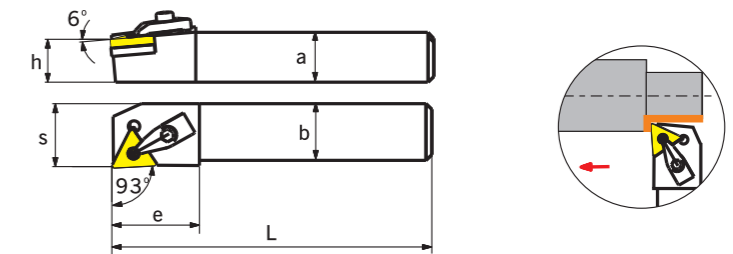
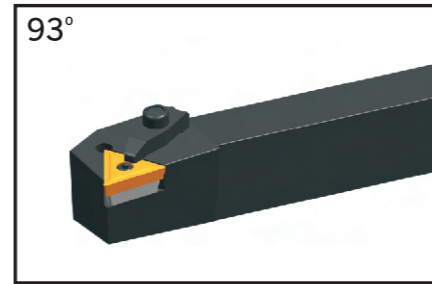
Type	Dimension(mm)							Applicable Inserts	Clamping screw	Shim	Wrench	Clampd	Clamping stud		
	Stock 库存		a	b	L	h	s							e	
	R	L													
MTGNR/L	2020K16	●	●	20	20	125	20	25	33	TN□□ 1604□□	WS061025	MT1603	S2, S3	MCL1814	MSP513
	2525M16	●	●	25	25	150	25	32	33						
	3225P16	○	○	32	25	170	32	32	33						
	2525M22	●	●	25	25	150	25	32	35	TN□□ 2204□□	WS061030	MT2204	S3	MCL2114	MSP617
	3225P22	○	○	32	25	170	32	32	35						
	3232P22	○	○	32	32	170	32	40	40						

● Stock ○ in Production order

Turning tools

MTJNR/L

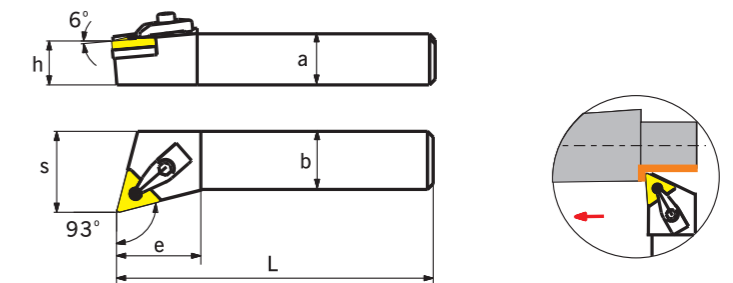
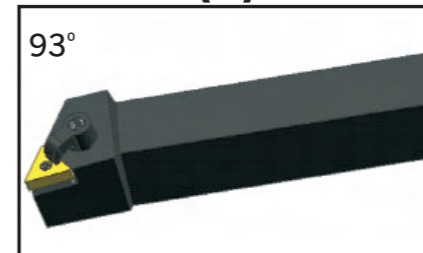
93°



Type	Dimension(mm)							Applicable Inserts	Clamping screw	Shim	Wrench	Clampd	Clamping stud			
	Stock 库存		a	b	L	h	s							e		
	R	L														
MTJNR/L	1616H16	●	●	16	16	100	16	20	30	TN□□ 1604□□	WS061025	MT1603	S2, S3	MCL1814	MSP513	
	2020K16	●	●	20	20	125	20	25	32							
	2525M16	○	○	25	25	150	25	32	32							
	3225P16	●	●	32	25	170	32	32	32							
	3232P16	○	○	32	32	170	32	32	32		TN□□ 2204□□	WS061030	MT2204	S3	MCL2114	MSP617
	2525M22	○	○	25	25	150	25	32	36							
	3225P22			32	25	170	32	32	36							
	3232P22			32	32	170	32	32	36							

MTJNR/L(B)

93°

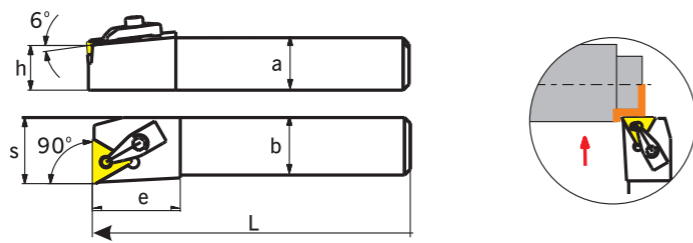



Type	Dimension(mm)							Applicable Inserts	Clamping screw	Shim	Wrench	Clampd	Clamping stud			
	Stock 库存		a	b	L	h	s							e		
	R	L														
MTJNR/L	1616H16B	●	●	16	16	100	16	20	30	TN□□ 1604□□	WS061025	MT1603	S2, S3	MCL1814	MSP513	
	2020K16B	●	●	20	20	125	20	25	32							
	2525M16B	○	○	25	25	150	25	32	32							
	3225P16B	●	●	32	25	170	32	32	32							
	3232P16B	○	○	32	32	170	32	32	32		TN□□ 2204□□	WS061030	MT2204	S3	MCL2114	MSP617
	2525M22B	○	○	25	25	150	25	32	36							
	3225P22B			32	25	170	32	32	36							
	3232P22B			32	32	170	32	32	36							

● Stock ○ in Production order

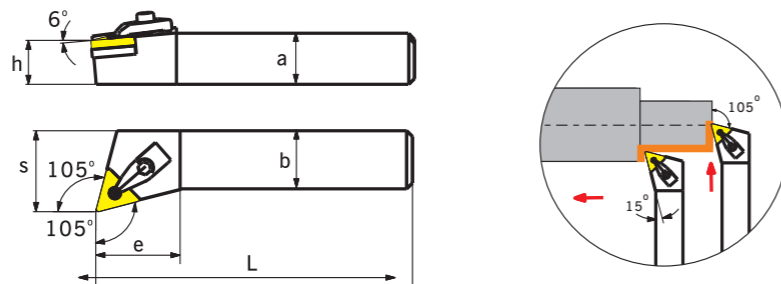
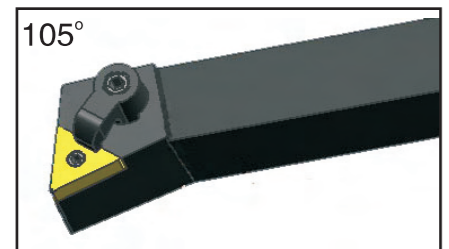
Turning tools

MTFNR/L



Type	Dimension(mm)							Applicable Inserts	Clamping screw	Shim	Wrench	Clampd	Clamping stud		
	Stock		a	b	L	h	s							e	
	R	L													
MTFNR/L	1616H16	●	●	16	16	100	16	20	30	TN□ 1604□	WS061025	MT1603	S2, S3	MCL1814	MSP513
	2020K16	●	●	20	20	125	20	25	32						
	2525M16	●	●	25	25	150	25	32	32						
	3225P16	●	●	32	25	170	32	32	32						
	3232P16	○	○	32	32	170	32	32	32						
	2525M22	●	●	25	25	150	25	32	36						
3225P22	○	○	32	25	170	32	32	36	TN□ 2204□	WS061030	MT2204	S3	MCL2114	MSP617	
3232P22	○	○	32	32	170	32	32	36							

MTQNR/L

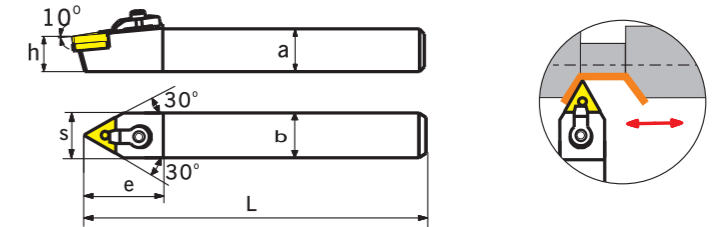
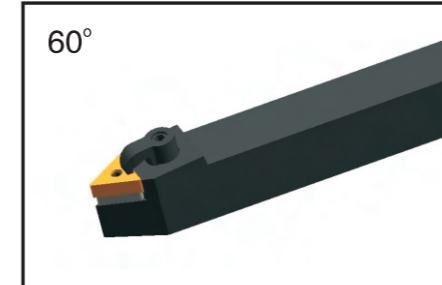


Type	Dimension(mm)							Applicable Inserts	Clamping screw	Shim	Wrench	Clampd	Clamping stud								
	Stock		a	b	L	h	s							e							
	R	L																			
MTQNR/L	2020K16	●	●	20	20	125	20	25	32	TN□ 1604□	WS061025	MT1603	S2, S3	MCL1814	MSP513						
	2525M16	●	●	25	25	150	25	32	32												
	3225P16	○	○	32	25	170	32	32	32												
	2525M22	●	●	25	25	150	25	32	36												
	3232P22	○	○	32	32	170	32	40	36							TN□ 2204□	WS061030	MT2204	S3	MCL2114	MSP617

● Stock ○ in Production order

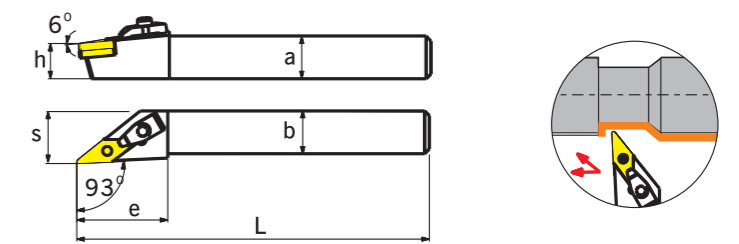
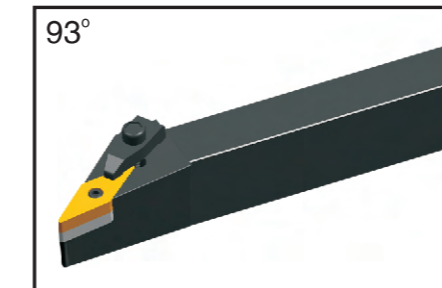
Turning tools

MTENN



Type	Dimension(mm)							Applicable Inserts	Clamping screw	Shim	Wrench	Clampd	Clamping stud		
	Stock		a	b	L	h	s							e	
	R	L													
MTENN	1616H16	●	●	16	16	100	16	16	30	TN□ 1604□	WS061025	MT1603	S2, S3	MCL1814	MSP513
	2020K16	○	○	20	20	125	20	20	32						
	2525M16	●	○	25	25	150	25	25	32						
	3232P16	○	○	32	32	170	32	32	36						

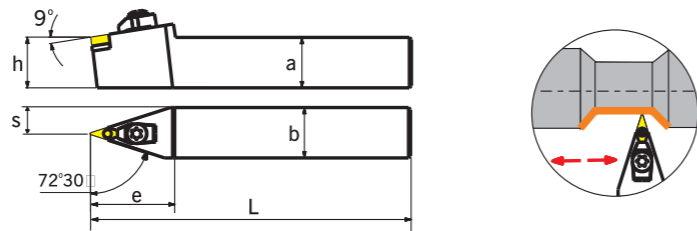
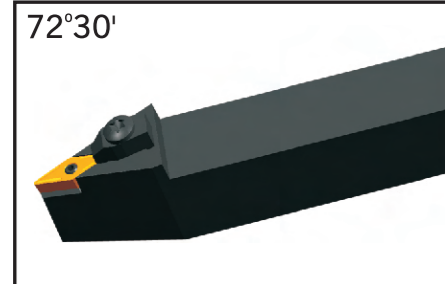
MVJNR/L



Type	Dimension(mm)							Applicable Inserts	Clamping screw	Shim	Wrench	Clampd	Clamping stud		
	Stock		a	b	L	h	s							e	
	R	L													
MVJNR/L	1616H16	●	●	16	16	100	16	20	45	VN□ 1604□	WS061025	MV1603	S2, S3	MCL2414	MSP513
	2020K16	●	●	20	20	125	20	25	45						
	2525M16	○	○	25	25	150	25	32	45						
	3225P16	●	○	32	25	170	32	32	45						
	3232P16	○	○	32	32	170	32	40	45						

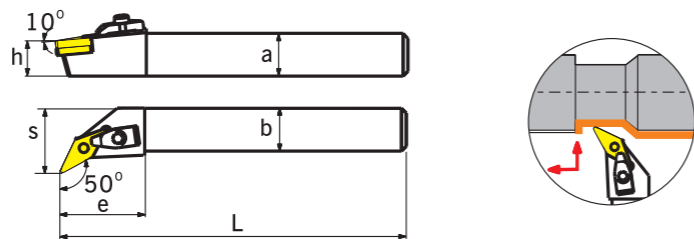

Turning tools

MVVNN



Type	Dimension(mm)							Applicable Inserts	Clamping screw	Shim	Wrench	Clampd	Clamping stud
	Stock 库存	a	b	L	h	s	e						
MVVNN 2020K16	●	20	20	125	20	10	45	VN□□ 1604□□	WS061025	MV1603	S2 S3	MCL2414	MSP513
2525M16	●	25	25	150	25	12.5	45						
3225P16	○	32	25	170	32	12.5	45						
3232P16	●	32	32	170	32	16	45						

MVUNR/L

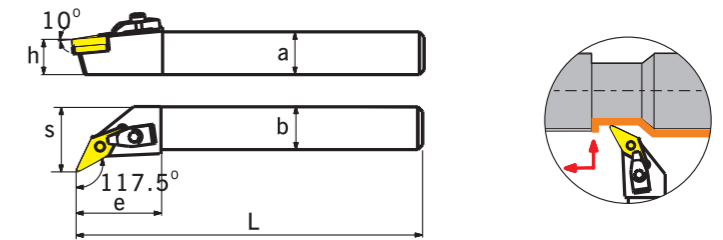
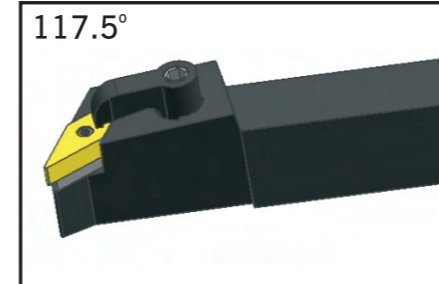


Type	Dimension(mm)							Applicable Inserts	Clamping screw	Shim	Wrench	Clampd	Clamping stud
	Stock	a	b	L	h	s	e						
MVUNR/L 1616H16	●	16	16	100	16	20	45	VN□□ 1604□□	WS061025	MV1603	S2 S3	MCL2414	MSP513
2020K16	●	20	20	125	20	25	45						
2525M16	○	25	25	150	25	32	45						
3225P16	●	32	25	170	32	32	45						
3232P16	○	32	32	170	32	40	45						
									WS061030				

● Stock ○ in Production order

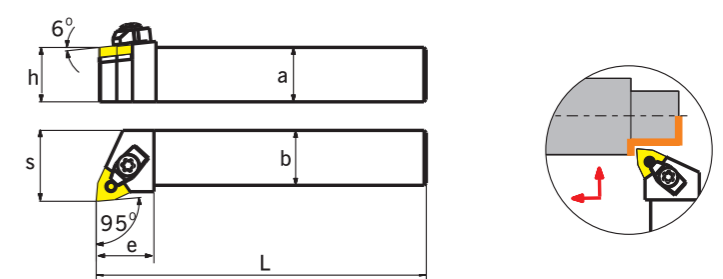
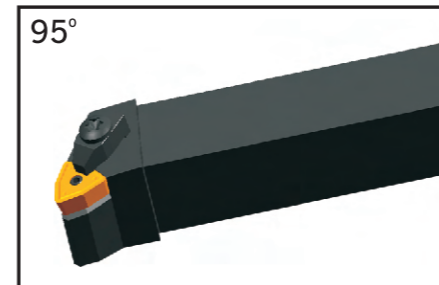
Turning tools

MVQNR/L



Type	Dimension(mm)							Applicable Inserts	Clamping screw	Shim	Wrench	Clampd	Clamping stud
	Stock	a	b	L	h	s	e						
MVQNR/L 1616H16	●	16	16	100	16	20	45	VN□□ 1604□□	WS061025	MV1603	S2 S3	MCL2414	MSP513
2020K16	●	20	20	125	20	25	45						
2525M16	○	25	25	150	25	32	45						
3225P16	●	32	25	170	32	32	45						
3232P16	○	32	32	170	32	40	45						

MWLNLR/L

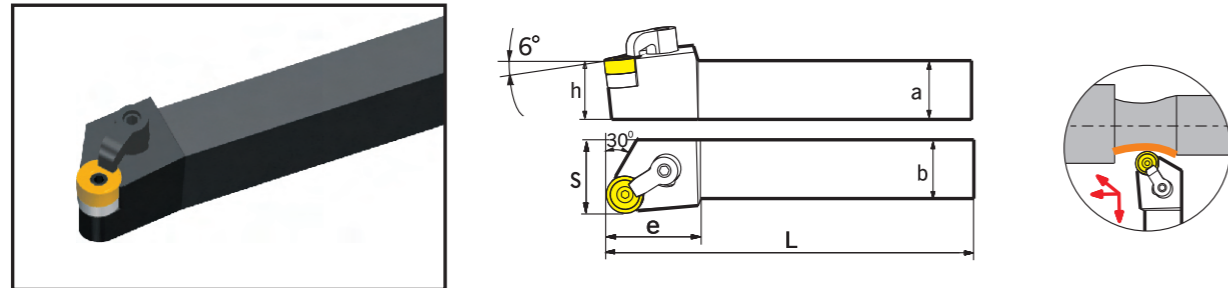


Type	Dimension(mm)							Applicable Inserts	Clamping screw	Shim	Wrench	Clampd	Clamping stud
	Stock	a	b	L	h	s	e						
MWLNLR/L 2020K06	○	20	20	125	20	25	30	WN□□ 0604□□	WS061025	MW0603	S2 S3	MCL1814	MSP513
2525M06	○	25	25	150	25	32	30		WS061030				
2020K08	●	20	20	125	20	25	30	WN□□ 0804□□	WS061025	MW0804	S3	MCL1814	MSP617
2525M08	●	25	25	150	25	32	35						
3225P08	●	32	25	170	32	32	35						
3232P08	●	32	32	170	32	40	35						

● Stock ○ in Production order

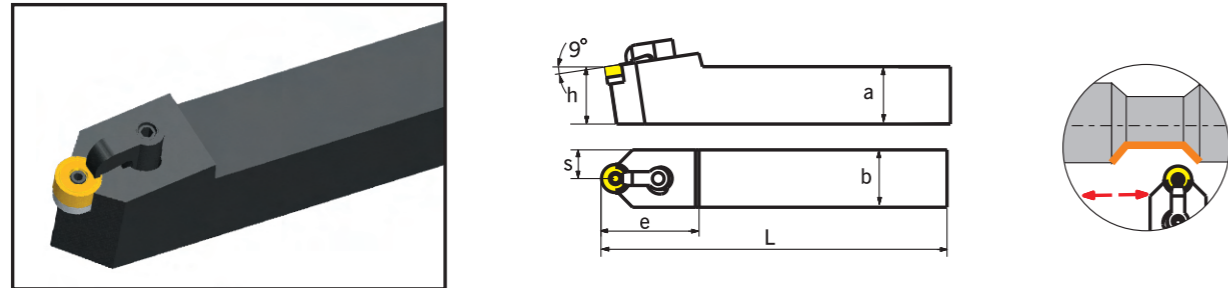
Turning tools

MRGNR



Type	Dimension(mm)							Applicable Inserts	Clamping screw	Shim	Wrench	Clampd	Clamping stud		
	Stock		a	b	L	h	s							e	
	R	L													
MRGNR/L	2020K12	●	●	20	20	125	20	25	32	RN□□ 1204□□	WS061025	MR1204	S3	MCL1814	MSP617
	2525M12	○	○	25	25	150	25	32	32						
	3225P12	●	○	32	25	170	32	32	32	WS061030					
	3232P12	○	○	32	32	170	32	40	32						

MRDNN

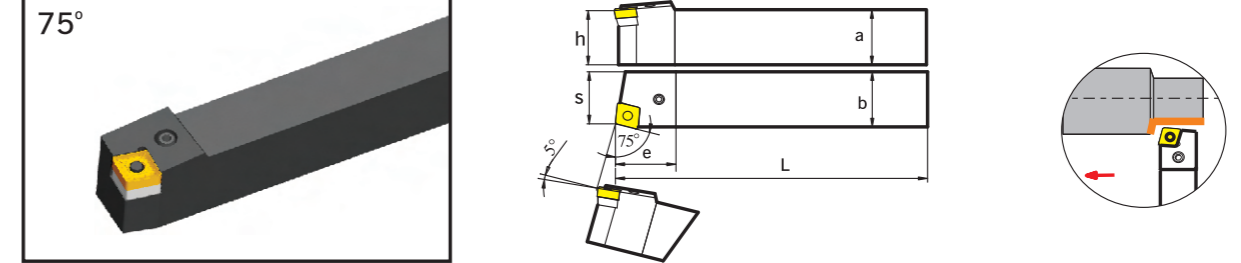


Type	Dimension(mm)							Applicable Inserts	Clamping screw	Shim	Wrench	Clampd	Clamping stud		
	Stock		a	b	L	h	s							e	
	R	L													
MRDNN	2020K12	●	○	20	20	125	20	10	35	RN□□ 1204□□	WS061025	MR1204	S3	MCL1814	MSP617
	2525M12	○	○	25	25	150	25	12.5	35						
	3225P12	○	○	32	25	170	32	12.5	35	WS061030					
	3232P12	○	○	32	32	170	32	16	35						

● Stock ○ in Production order

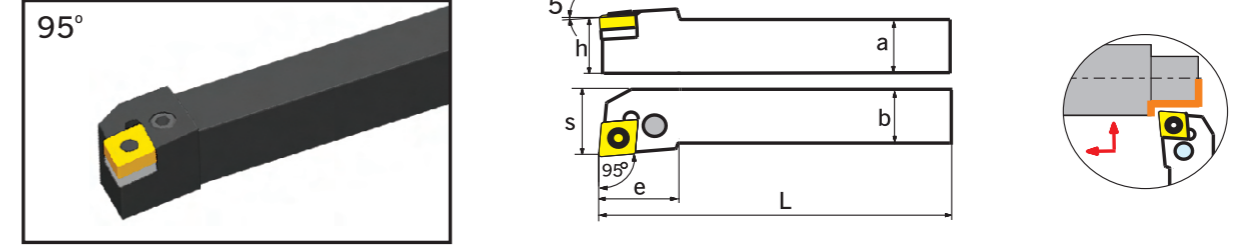
Turning tools

PCBNR/L



Type	Dimension(mm)							Applicable Inserts	screw	Shim	Wrench	Lever	Shim pin		
	Stock		a	b	L	h	s							e	
	R	L													
PCBNR/L	2020K12			20	20	125	20	17	27	CN□□ 1204□□	VHX0821	PC12318	S3	LV4	SP4
	2525M12			25	25	150	25	22	27						
	3232P12			32	32	170	32	27	27						
	2525M16			25	25	150	25	22	33	CN□□ 1606□□	VHX0825	PC16476	S3	LV5	SP5
	3232P16			32	32	170	32	27	33						
	3232P19			32	32	170	32	27	38	CN□□ 1906□□	VHX1027	PC19476	S4	LV6	SP6
	4040S19			40	40	250	40	35	38						
	4040S25			40	40	250	40	35	50	CN□□ 2509□□	VHX1236	PC25476	S5	LV8	SP8

PCLNR/L

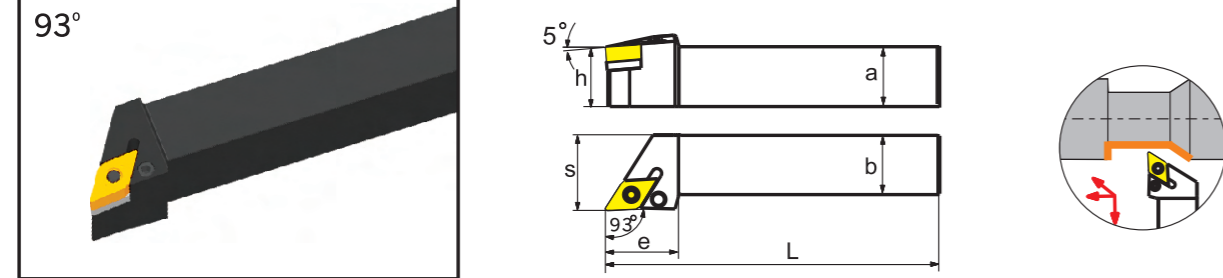


Type	Dimension(mm)							Applicable Inserts	screw	Shim	Wrench	Lever	Shim pin		
	Stock		a	b	L	h	s							e	
	R	L													
PCLNR/L	1616H09			16	16	100	16	20	20	CN□□ 0903□□	VHX0613	PC09318	S2	LV3	SP3
	2020K09			20	20	125	20	25	22						
	2525M09			25	25	150	25	32	22						
	2020K12			20	20	125	20	25	28	CN□□ 1204□□	VHX0821	PC12318	S3	LV4	SP4
	3232P12			32	32	170	32	40	28						
	2525M16			25	25	150	25	32	33	CN□□ 1606□□	VHX0825	PC16476	S3	LV5	SP5
	3232P16			32	32	170	32	40	33						
	3232P19			32	32	170	32	40	38	CN□□ 1906□□	VHX1027	PC19476	S4	LV6	SP6
	4040S19			40	40	250	40	50	38						
	4040S25			40	40	250	40	50	50	CN□□ 2509□□	VHX1236	PC25476	S5	LV8	SP8

● Stock ○ in Production order

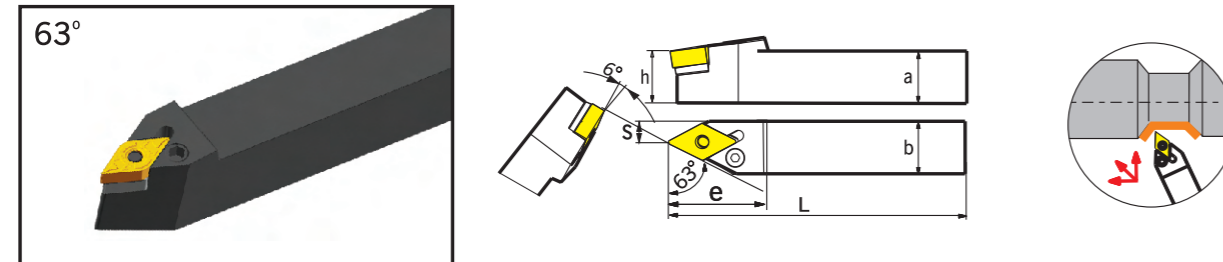
Turning tools

PDJNR/L



Type	Dimension(mm)							Applicable Inserts	screw	Shim	Wrench	Lever	Shim pin	
	Stock		a	b	L	h	s							e
	R	L												
PDJNR/L	1616H11		16	16	100	16	20	25	DN \square 1104 \square	VHX0613	PD11270	S2.5	LV3	SP3
	2020K11		20	20	125	20	25	25						
	2525M11		25	25	150	25	32	30						
	2020K15		20	20	125	20	25	35	DN \square 1506 \square	VHX0821	PD15318	S3	LV4B	SP4
	2525M15		25	25	150	25	32	35						
	3232P15		32	32	170	32	40	35						
	2020K15-3		20	20	125	20	25	35	DN \square 1504 \square	VHX0821	PD15318	S3	LV4	SP4
	2525M15-3		25	25	150	25	32	35						
	3232P15-3		32	32	170	32	40	35						

PDNNR/L

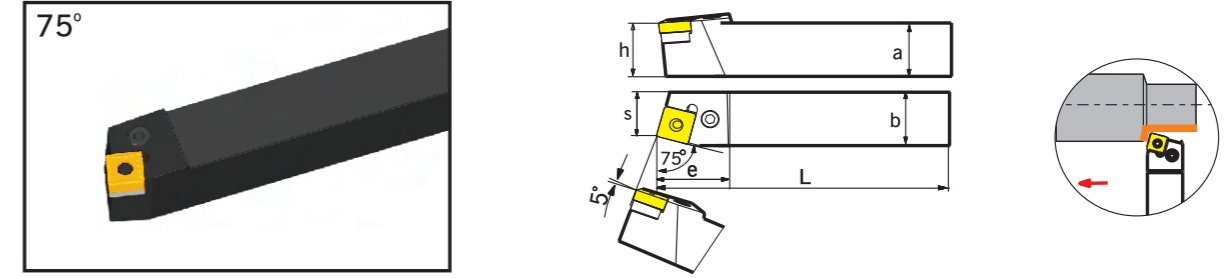


Type	Dimension(mm)							Applicable Inserts	screw	Shim	Wrench	Lever	Shim pin	
	Stock		a	b	L	h	s							e
	R	L												
PDNNR/L	2020K15		20	20	125	20	8	37	DN \square 1506 \square	VHX0821	PD15318	S3	LV4B	SP4
	2525M15		25	25	150	25	12.5	37						
	3225P15		32	25	170	32	16	37						
	3232P15		32	32	170	32	16	37	DN \square 1504 \square	VHX0821	PD15318	S3	LV4	SP4
	2020K15-3		20	20	125	20	8	37						
	2525M15-3		25	25	150	25	12.5	37						
	3232P15-3		32	32	170	32	16	37						

● Stock ○ in Production order

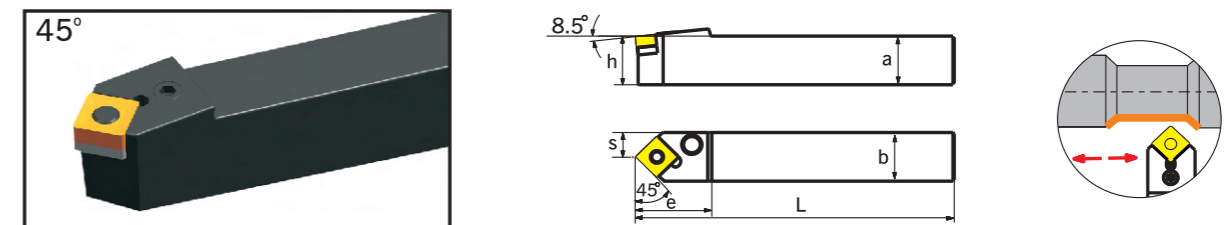
Turning tools

PSBNR/L



Type	Dimension(mm)							Applicable Inserts	screw	Shim	Wrench	Lever	Shim pin	
	Stock		a	b	L	h	s							e
	R	L												
PSBNR/L	1616H09		16	16	100	16	13	21	SN \square 0903 \square	VHX0613	PS09318	S2.5	LV3	Sp3
	2020K09		20	20	125	20	17	23						
	2020K12		20	20	125	20	17	28						
	2525M12		25	25	150	25	22	28	SN \square 1204 \square	VHX0821	PS12318	S3	LV4	SP4
	3225P12		32	25	170	32	22	28						
	3232P12		32	32	170	32	27	28						
	2525M15		25	25	150	25	22	35	SN \square 1506 \square	VHX0825	PS15476	S3	LV5	SP5
	3232P15		32	32	170	32	27	35						
	3232P19		32	32	170	32	27	40						
	4040S19		40	40	250	40	35	40	SN \square 1906 \square	VHX1027	PS19476	S4	LV6	SP6
	4040S25		40	40	250	40	35	48						

PSDNN




Type	Dimension(mm)							Applicable Inserts	screw	Shim	Wrench	Lever	Shim pin	
	Stock		a	b	L	h	s							e
	R	L												
PSDNN	2020K12		20	20	125	20	10	30	SN \square 1204 \square	VHX0821	PS12318	S3	LV4	SP4
	2525M12		25	25	150	25	12.5	30						
	3232P12		32	32	170	32	16	40						
	2525M15		25	25	150	25	12.5	40	SN \square 1506 \square	VHX0825	PS15476	S3	LV5	SP5
	3232P15		32	32	170	32	16	40						
	3232P19		32	32	170	32	16	40						
	4040S19		40	40	250	40	20	40	SN \square 1906 \square	VHX1027	PS19476	S4	LV6	SP6
	4040S25		40	40	250	40	20	50						

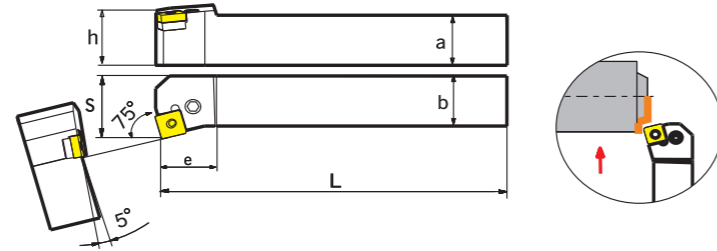
● Stock ○ in Production order

Turning tools

PSKNR/L

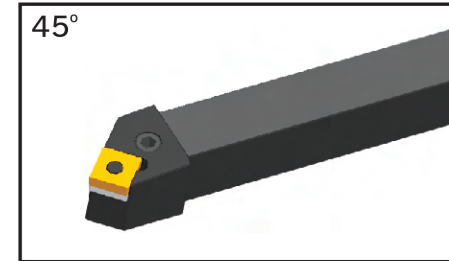


75°

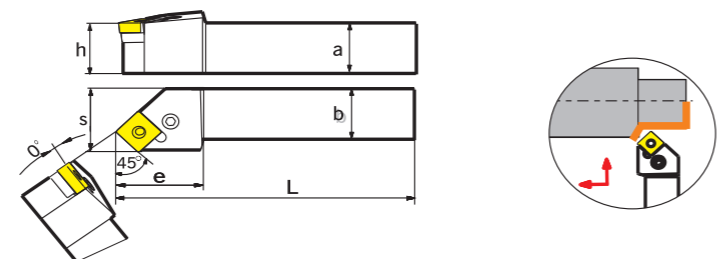


Type	Dimension(mm)							Applicable Inserts	screw	Shim	Wrench	Lever	Shim pin	
	Stock		a	b	L	h	s							e
	R	L												
PSKNR/L	1616H09		16	16	100	16	20	17	SN□□ 0903□□	VHX0613	PS09318	S2.5	LV3	Sp3
	2020K09		20	20	125	20	25	20						
	2020K12		20	20	125	20	25	26						
	2525M12		25	25	150	25	32	26	SN□□ 1204□□	VHX0821	PS12318	S3	LV4	SP4
	3232P12		32	32	170	32	40	26						
	2525M15		25	25	150	25	32	32						
	3232P15		32	32	170	32	40	32	SN□□ 1506□□	VHX0825	PS15476	S3	LV5	SP5
	3232P19		32	32	170	32	40	36						
	4040S19		40	40	250	40	50	40	SN□□ 1906□□	VHX1027	PS19476	S4	LV6	SP6
	4040S25		40	40	250	40	50	50	SN□□ 2509□□	VHX1236	PS25476	S5	LV8	SP8

PSSNR/L



45°

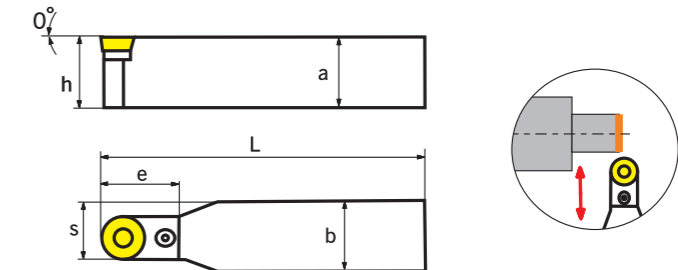
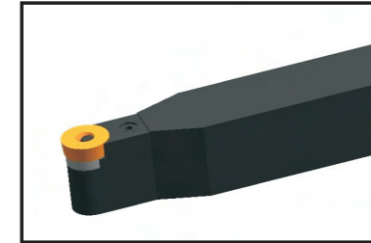


Type	Dimension(mm)							Applicable Inserts	screw	Shim	Wrench	Lever	Shim pin	
	Stock		a	b	L	h	s							e
	R	L												
PSSNR/L	1616H09		16	16	100	16	20	25	SN□□ 0903□□	VHX0613	PS09318	S2.5	LV3	Sp3
	2020K12		20	20	125	20	25	30						
	2525M12		25	25	150	25	32	30	SN□□ 1204□□	VHX0821	PS12318	S3	LV4	SP4
	3232P12		32	32	170	32	40	40						
	2525M15		25	25	150	25	32	30						
	3232P15		32	32	170	32	40	40	SN□□ 1506□□	VHX0825	PS15476	S3	LV5	SP5
	3232P19		32	32	170	32	40	40	SN□□ 1906□□	VHX1027	PS19476	S4	LV6	SP6
	4040S19		40	40	250	40	50	50						
	4040S25		40	40	250	40	50	50	SN□□ 2509□□	VHX1236	PS25476	S5	LV8	SP8

● Stock ○ in Production order

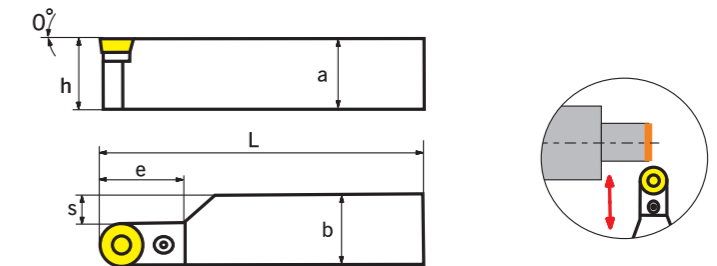

Turning tools

PRDCN



Type	Dimension(mm)							Applicable Inserts	screw	Shim	Wrench	Lever	Shim pin	
	Stock		a	b	L	h	s							e
	R	L												
PRDCN	2020K12		20	20	125	20	16	30	RCMX1204□□	VHX0613	PR 1204	S2.5	LCL12C	Sp3
	2525M12		25	25	150	25	18.5	30						
	2525M16		25	25	150	25	20.5	35						
	3232P16		32	32	170	32	24	35	RCMX1606□□	VHX0621	PR 1604	S2.5	LCL16C	SP4
	3232P20		32	32	170	32	26	40						
	4040T20		40	40	300	40	30	50	RCMX2006□□	VHX0825	PR 2004	S3	LCL20C	SP5
	3232P25		32	32	170	32	28.5	45						
	4040T25		40	40	300	40	32.5	50	RCMX2507□□	VHX1030	PR 2506	S4	LCL25C	SP6

PRACR/L

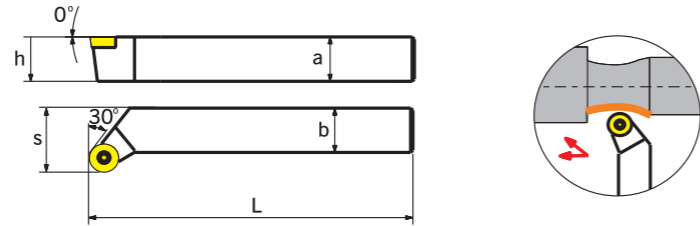



Type	Dimension(mm)							Applicable Inserts	screw	Shim	Wrench	Lever	Shim pin	
	Stock		a	b	L	h	s							e
	R	L												
PRACR/L	2020K12		20	20	125	20	16	30	RCMX1204□□	VHX0613	PR 1204	S2.5	LCL12C	SP3
	2525M12		25	25	150	25	18.5	30						
	2525M16		25	25	150	25	20.5	35	RCMX1606□□	VHX0621	PR 1604	S2.5	LCL16C	SP4
	3232P16		32	32	170	32	24	35						
	3232P20		32	32	170	32	26	40	RCMX2006□□	VHX0825	PR 2004	S3	LCL20C	SP5
	4040T20		40	40	300	40	30	50						
	3232P25		32	32	170	32	28.5	45						
	4040T25		40	40	300	40	32.5	50	RCMX2507□□	VHX1030	PR 2506	S4	LCL25C	SP6

● Stock ○ in Production order

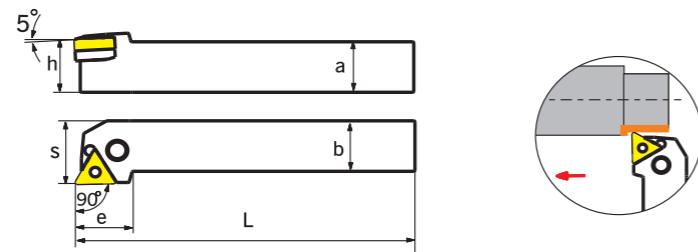
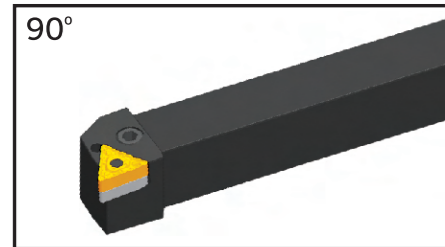
Turning tools

PRGCR/L



Type	Dimension(mm)							Applicable Inserts	screw	Shim	Wrench	Lever	Shim pin	
	Stock		a	b	L	h	s							e
	R	L												
PRGCR/L	2020K12		20	20	125	20	16	30						
	2525M12		25	25	150	25	18.5	30						
	2525M16		25	25	150	25	20.5	35						
	3232P16		32	32	170	32	24	35						
	3232P20		32	32	170	32	26	40						
	4040T20		40	40	300	40	30	50						
	3232P25		32	32	170	32	28.5	45						
	4040T25		40	40	300	40	32.5	50						

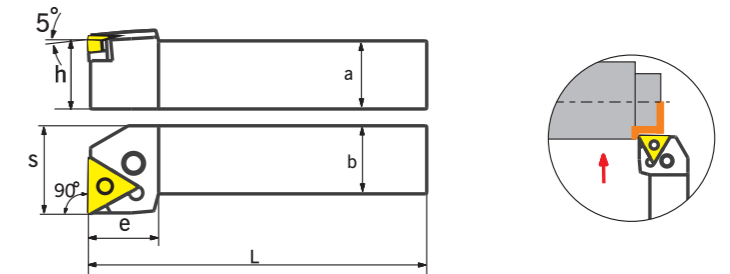
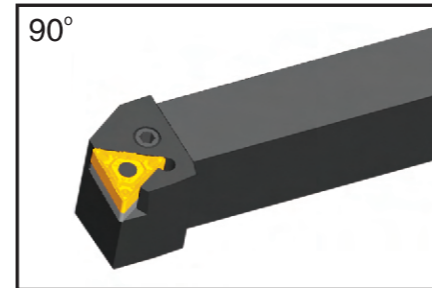
PTGNR/L



Type	Dimension(mm)							Applicable Inserts	screw	Shim	Wrench	Lever	Shim pin	
	Stock		a	b	L	h	s							e
	R	L												
PTGNR/L	1616H11		16	16	100	16	20	18						
	2020K11		20	20	125	20	25	19						
	2525M11		25	25	150	25	32	20						
	1616H16		16	16	100	16	20	20						
	2020K16		20	20	125	20	25	20						
	2525M16		25	25	150	25	32	20						
	3232P16		32	32	170	32	40	20						
	2525M22		25	25	150	25	32	28						
	3232P22		32	32	170	32	40	28						
	3232P27		32	32	170	32	40	33						
4040S27		40	40	250	40	50	33							

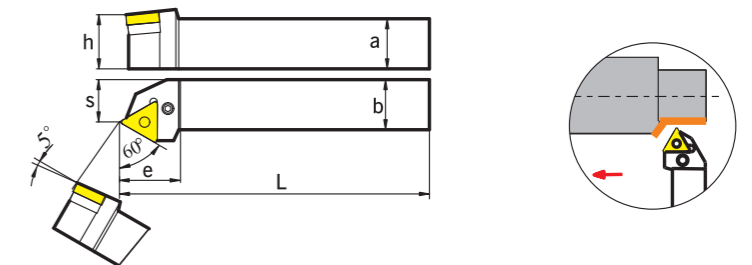
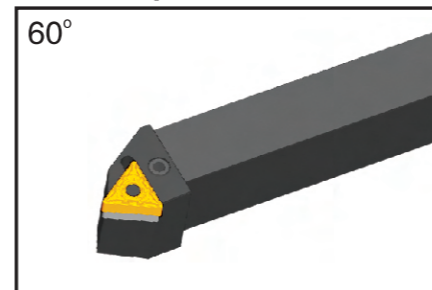
Turning tools

PTFNR/L



Type	Dimension(mm)							Applicable Inserts	screw	Shim	Wrench	Lever	Shim pin	
	Stock		a	b	L	h	s							e
	R	L												
PTFNR/L	1616H16		16	16	100	16	20	20						
	2020K16		20	20	125	20	25	20						
	2525M16		25	25	150	25	32	20						
	2525M22		25	25	150	25	32	25						
	3232P22		32	32	170	32	40	25						
	3232P27		32	32	170	32	40	34						
	4040S27		40	40	250	40	50	34						

PTTNR/L

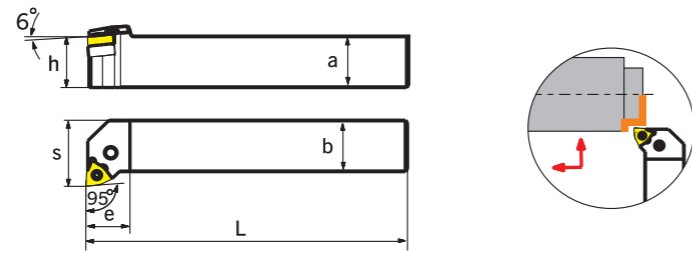
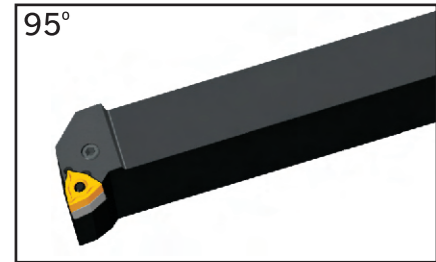


Type	Dimension(mm)							Applicable Inserts	screw	Shim	Wrench	Lever	Shim pin	
	Stock		a	b	L	h	s							e
	R	L												
PTTNR/L	1616H16		16	16	100	16	13	25						
	2020K16		20	20	125	20	17	25						
	2525M22		25	25	150	25	22	32						

● Stock ○ in Production order

Turning tools

PWLNR/L

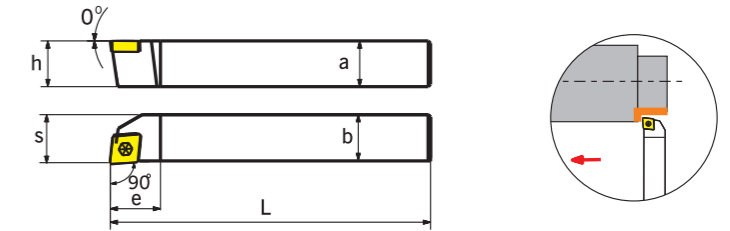



Type	Dimension(mm)							Applicable Inserts	screw	Shim	Wrench	Lever	Shim pin	
	Stock		a	b	L	h	s							e
	R	L												
PWLNR/L	1616H06		16	16	100	16	20	20	WN□ 0604□	VHX0617	PW06270	S2.5	LV3	SP3
	2020K06		20	20	125	20	25	20						
	2525M06		25	25	150	25	32	20						
	2020K08	●	20	20	125	20	25	26						
	2525M08	●	25	25	150	25	32	26						
3232P08	●	32	32	170	32	40	35	WN□ 0804□	VHX0821	PW08318	S3	LV4	SP4	

● Stock ○ in Production order

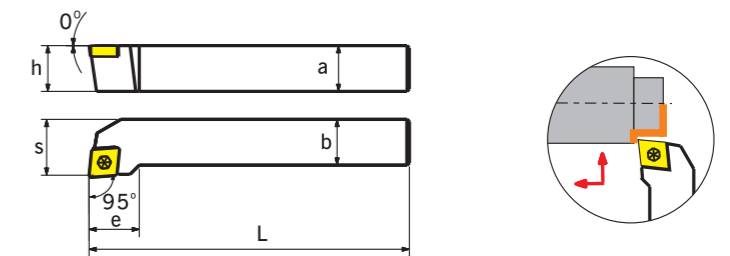
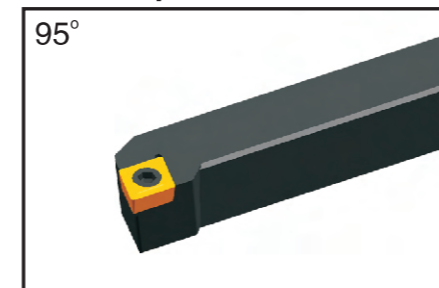
Turning tools

SCACR/L



Type	Dimension(mm)							Applicable Inserts	Screw	Wrench	
	Stock		a	b	L	h	s				e
	R	L									
SCACR/L	1010E06		10	10	70	10	10.5	10	CC□T 0602□	L60M2.5×5	T08
	1212F09		12	12	80	12	12.7	16			

SCLCR/L

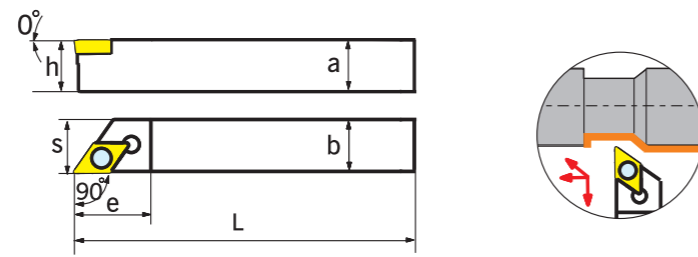



Type	Dimension(mm)							Applicable Inserts	Screw	Wrench	
	Stock		a	b	L	h	s				e
	R	L									
SCLCR/L	1212F09	○	○	12	12	80	12	16	CC□T 09T3□	L60M4×8	T15
	1616H09	●	●	16	16	100	16	20			
	2020K09	●	●	20	20	125	20	25			
	2020K12	●	●	20	20	125	20	25			
	2525M12	●	●	25	25	150	25	32			
	3225P12	○	○	32	25	170	32	32			
	3232P12	○	○	32	32	170	32	40			
								CC□T 1204□	L60M5×12	T20	

● Stock ○ in Production order

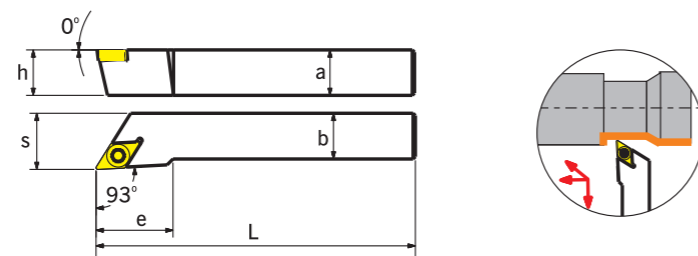

Turning tools

SDACR/L



Type	Dimension(mm)							Applicable Inserts	Screw	Wrench	
	Stock		a	b	L	h	s				e
	R	L									
SDACR/L	1010E07		10	10	70	10	10.5	15	DC ₀ T 0702□□	L60M2.5×5	T08
	1212F11		12	12	80	12	12.5	15	DC ₀ T 11T3□□	L60M4×8	T15
	1616H11		16	16	100	16	16.7	24			

SDJCR/L

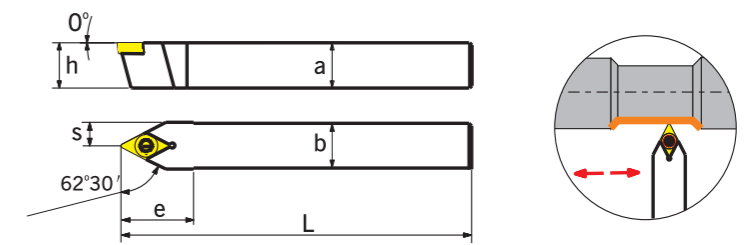



Type	Dimension(mm)							Applicable Inserts	Screw	Wrench		
	Stock		a	b	L	h	s				e	
	R	L										
SDJCR/L	1010E07		10	10	70	10	12	15	DC ₀ T 0702□□	L60M2.5×5	T08	
	1212F07		12	12	80	12	16	15				
	1616H07	○	○	16	16	100	16	20				18
	2020K07	●	●	20	20	125	20	25	24	DC ₀ T 11T3□□	L60M4×8	T15
	1616H11	●	●	16	16	100	16	20	24			
	2020K11	●	●	20	20	125	20	25	24			
	2525M11	●	●	25	25	150	25	32	29			
	3225P11	○	○	32	25	170	32	32	29			
	3232P11			32	32	170	32	32	29			

● Stock ○ in Production order

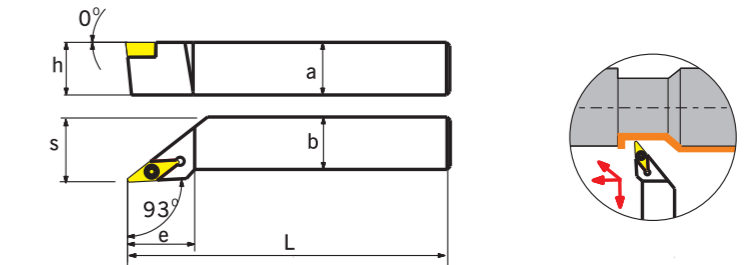
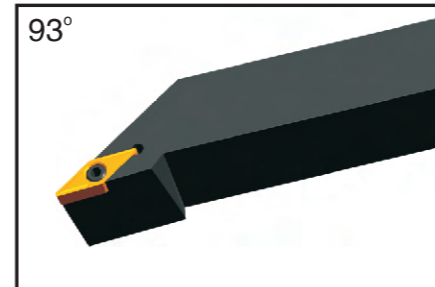
Turning tools

SDNCN



Type	Dimension(mm)							Applicable Inserts	Screw	Wrench		
	Stock		a	b	L	h	s				e	
	R	L										
SDNCN	1010E07	○	○	10	10	70	10	5	20	DC ₀ T 0702□□	L60M2.5×5	T08
	1212F07	○	○	12	12	80	12	6	20			
	1212H11	●	●	12	12	100	12	6	30			
	1616H11	●	●	16	16	100	16	8	30	DC ₀ T 11T3□□	L60M4×8	T15
	2020K11	●	●	20	20	125	20	10	30			
	2525M11	●	●	25	25	150	25	12.5	30			

SVJCR/L

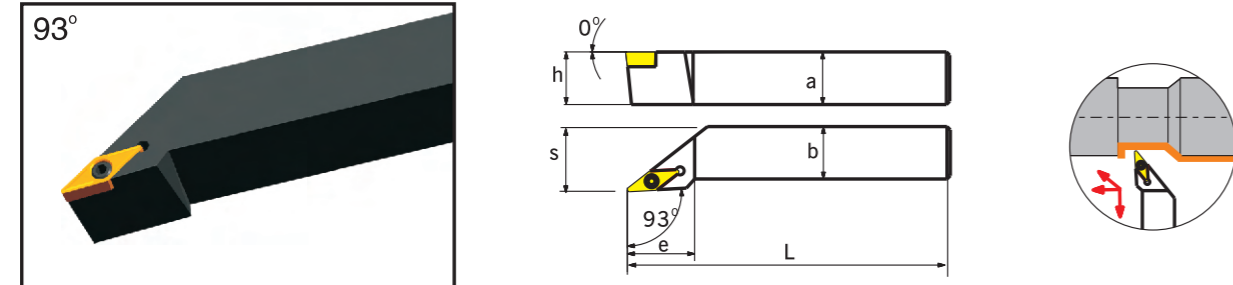


Type	Dimension(mm)							Applicable Inserts	Screw	Wrench		
	Stock		a	b	L	h	s				e	
	R	L										
SVJCR/L	1212F11	○	○	12	12	80	12	16	27	VC ₀ T 1103□□	L60M2.5×5	T08
	1616H11	●	●	16	16	100	16	20	27			
	2020K11	●	●	20	20	125	20	25	27			
	2525M11	●	●	25	25	150	25	32	27			
	1616H16	●	●	16	16	100	16	20	36			
	2020K16	●	●	20	20	125	20	25	41			
	2525M16	●	●	25	25	150	25	32	41	VC ₀ T 1604□□	L60M4×8	T15
	3225P16	○	○	32	25	170	32	32	41			
	3232P16			32	32	170	32	32	41			

● Stock ○ in Production order

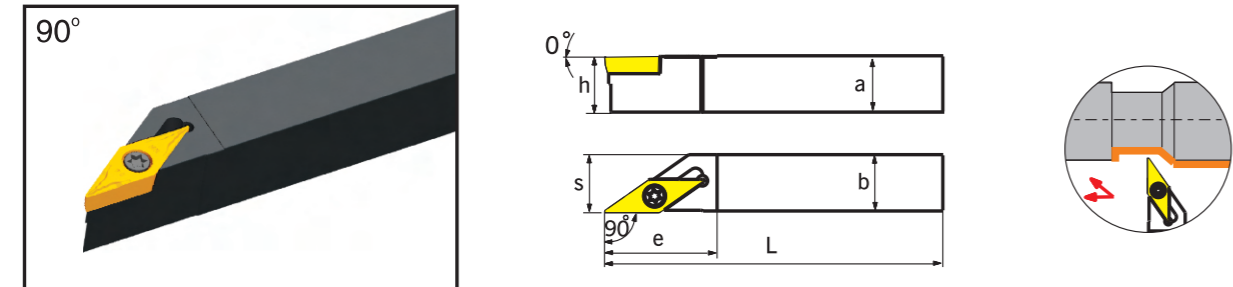
Turning tools

SVJBR/L



Type	Dimension(mm)							Applicable Inserts	Screw	Wrench		
	Stock		a	b	L	h	s				e	
	R	L										
SVJBR/L	1212F11	○	○	12	12	80	12	16	27	VB-T 1103□□	L60M2.5×5	T08
	1616H11	●	●	16	16	100	16	20	27			
	2020K11	●	●	20	20	125	20	25	27			
	2525M11	●	●	25	25	150	25	32	27			
SVJBR/L	1616H16	●	●	16	16	100	16	20	36	VB-T 1604□□	L60M4×8	T15
	2020K16	●	●	20	20	125	20	25	41			
	2525M16	●	●	25	25	150	25	32	41			
	3225P16	○	○	32	25	170	32	32	41			
	3232P16	●	○	32	32	170	32	32	41			

SVABR/L

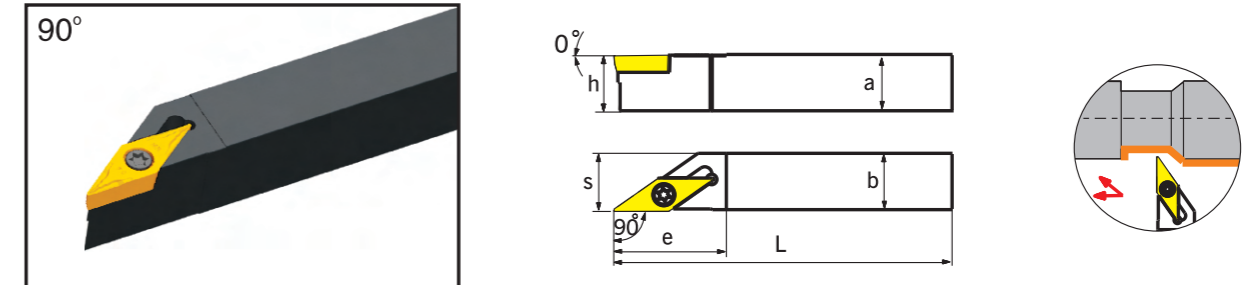


Type	Dimension(mm)							Applicable Inserts	Screw	Wrench		
	Stock		a	b	L	h	s				e	
	R	L										
SVABR/L	1616H16	○	○	16	16	100	16	16.5	32	VB-T 1604□□	L60M4×8	T15
	2020K16	●	●	20	20	125	20	20.5	32			
	2525M16	●	●	25	25	150	25	25.5	38			

● Stock ○ in Production order

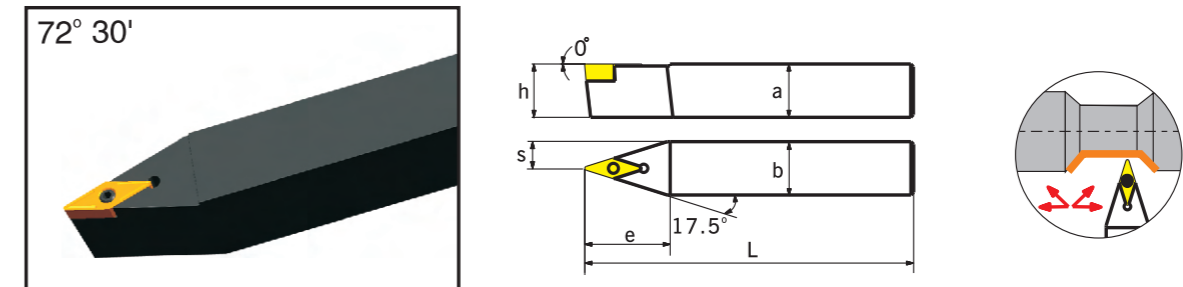
Turning tools

SVACR/L



Type	Dimension(mm)							Applicable Inserts	Screw	Wrench		
	Stock		a	b	L	h	s				e	
	R	L										
SVACR/L	1616H16	○	○	16	16	100	16	16.5	32	VC-T 1604□□	L60M4×8	T15
	2020K16	●	●	20	20	125	20	20.5	32			
	2525M16	●	●	25	25	150	25	25.5	38			

SVVBN

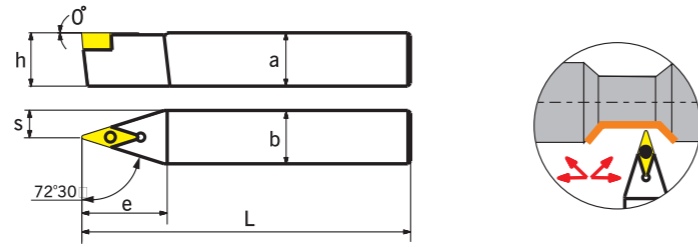
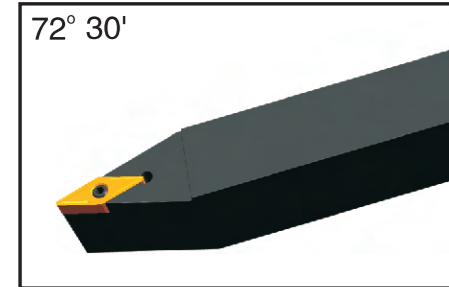


Type	Dimension(mm)							Applicable Inserts	Screw	Wrench			
	Stock		a	b	L	h	s				e		
	R	L											
SVVBN	1212F11	○	○	12	12	80	12	6	27	VB-T 1103□□	L60M2.5×5	T08	
	1616H11	●	●	16	16	100	16	8	27				
	2020K11	●	●	20	20	125	20	10	30				
	SVVBN	1616H16	●	●	16	16	100	16	8	33	VB-T 1604□□	L60M4×8	T15
		2020K16	●	●	20	20	125	20	10	33			
		2525M16	○	○	25	25	150	25	12.5	38			
		3225P16	○	○	32	25	170	32	12.5	38			
3232P16	○	○	32	32	170	32	16	38					

● Stock ○ in Production order

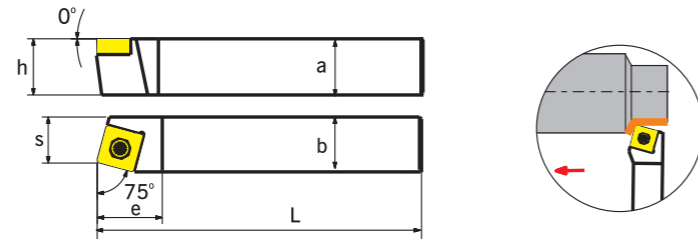

Turning tools

SVVCN



Type	Dimension(mm)							Applicable Inserts	Screw	Wrench	
	Stock	a	b	L	h	s	e				
SVVCN	1212F11	○	12	12	80	12	6	27	VC ₀ T 1103 _{□□}	L60M2.5×5	T08
	1616H11	○	16	16	100	16	8	27			
	2020K11	●	20	20	125	20	10	30			
	1616H16	●	16	16	100	16	8	33	VC ₀ T 1604 _{□□}	L60M4×8	T15
	2020K16	●	20	20	125	20	10	33			
	2525M16	●	25	25	150	25	12.5	38			
	3225P16	○	32	25	170	32	12.5	38			
	3232P16	○	32	32	170	32	16	38			

SSBCR/L

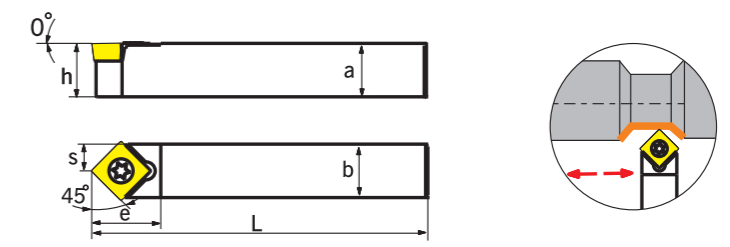
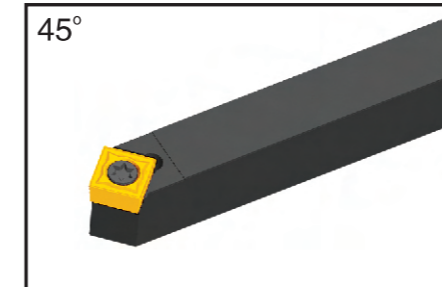


Type	Dimension(mm)							Applicable Inserts	Screw	Wrench		
	Stock		a	b	L	h	s				e	
	R	L										
SSBCR/L	1212F09	○	○	12	12	80	12	11	16	SC ₀ T 09T3 _{□□}	L60M4×8	T15
	1616H09	●	●	16	16	100	16	13	16			
	2020K12	●	●	20	20	125	20	17	25			
	2525M12	●	●	25	25	150	25	22	25	SC ₀ T 1204 _{□□}	L60M5×12	T20
	3232P12	○	○	32	32	170	32	27	28			

● Stock ○ in Production order

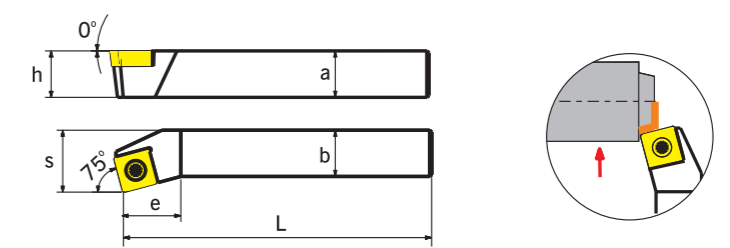
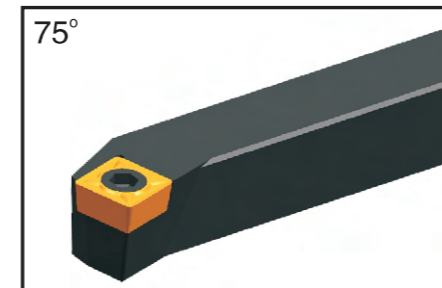
Turning tools

SSDCN



Type	Dimension(mm)							Applicable Inserts	Screw	Wrench		
	Stock		a	b	L	h	s				e	
	R	L										
SSDCN	1212F09	○	○	12	12	80	12	6	15.5	SC ₀ T 09T3 _{□□}	L60M4×8	T15
	1616H09	●	●	16	16	100	16	8	15.5			
	2020K09	●	●	20	20	125	20	10	15.5			
	2525M09	●	●	25	25	150	25	12.5	24			
	2020K12	●	●	20	20	125	20	10	15.5	SC ₀ T 1204 _{□□}	L60M5×12	T20
	2525M12	●	○	25	25	150	25	12.5	24			
	3232P12			32	32	170	32	16	24			

SSKCR/L

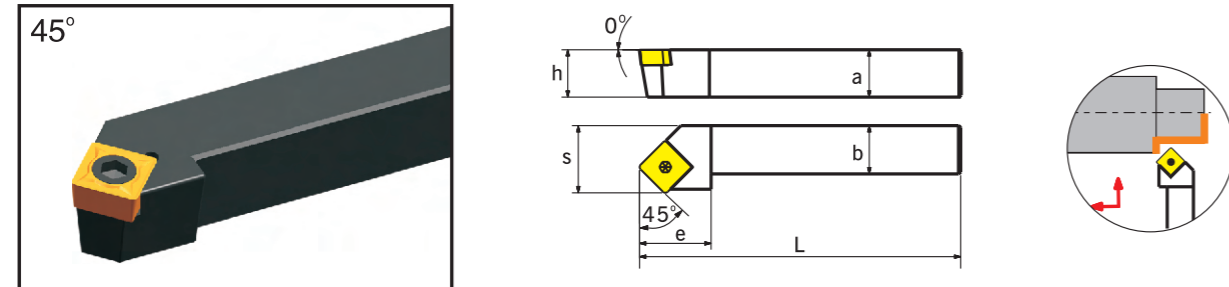


Type	Dimension(mm)							Applicable Inserts	Screw	Wrench		
	Stock		a	b	L	h	s				e	
	R	L										
SSKCR/L	1616H09	○	○	16	16	100	16	20	13	SC ₀ T 09T3 _{□□}	L60M4×8	T15
	2020K09	●	●	20	20	125	20	25	18			
	2020K12	●	●	20	20	125	20	20	18			
	2525M12	○	○	25	25	150	25	32	22	SC ₀ T 1204 _{□□}	L60M5×12	T20
	3232P12			32	32	170	32	40	27			

● Stock ○ in Production order

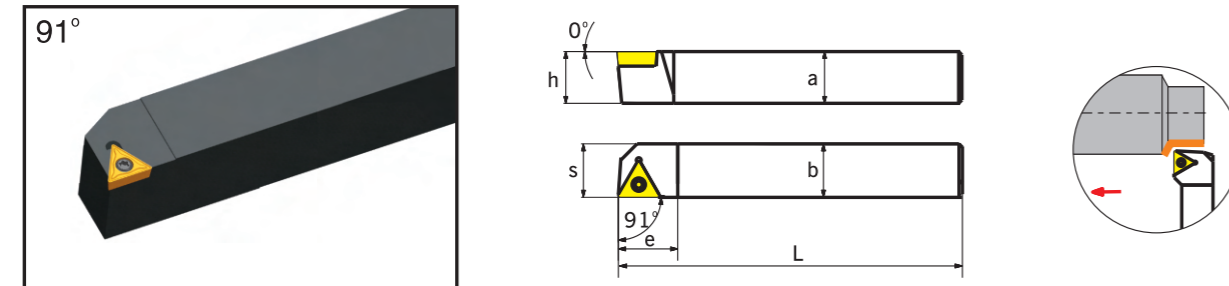
Turning tools

SSSCR/L



Type	Dimension(mm)							Applicable Inserts	Screw	Wrench					
	Stock		a	b	L	h	s				e				
	R	L													
SSSCR/L	1616H09	○	○	16	16	100	16	20	13	SC ₀ T 09T3 ₀₀	L60M4×8	T15			
	2020K09	●	●	20	20	125	20	25	18						
	2020K12	●	●	20	20	125	20	20	18						
	2525M12	○	○	25	25	150	25	32	22				SC ₀ T 1204 ₀₀	L60M5×12	T20
	3232P12			32	32	170	32	40	27						

STACR/L

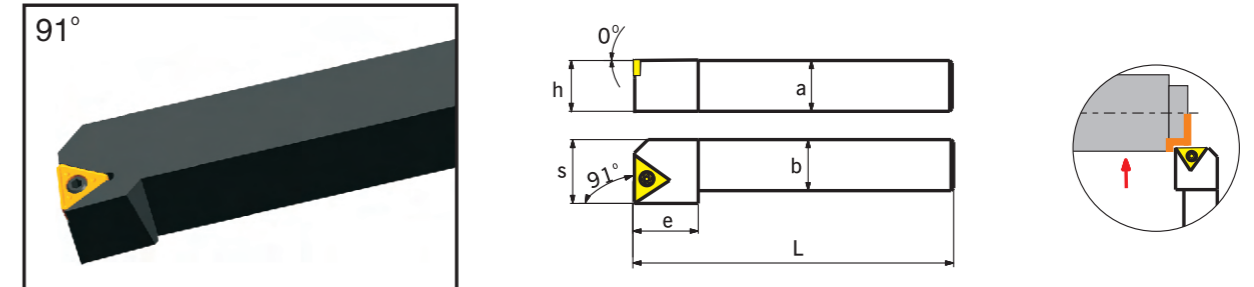


Type	Dimension(mm)							Applicable Inserts	Screw	Wrench		
	Stock		a	b	L	h	s				e	
	R	L										
STACR/L	1212F11			12	12	80	12	12.5	14	TC ₀ T 1102 ₀₀	L60M2.5×5	T08

● Stock ○ in Production order

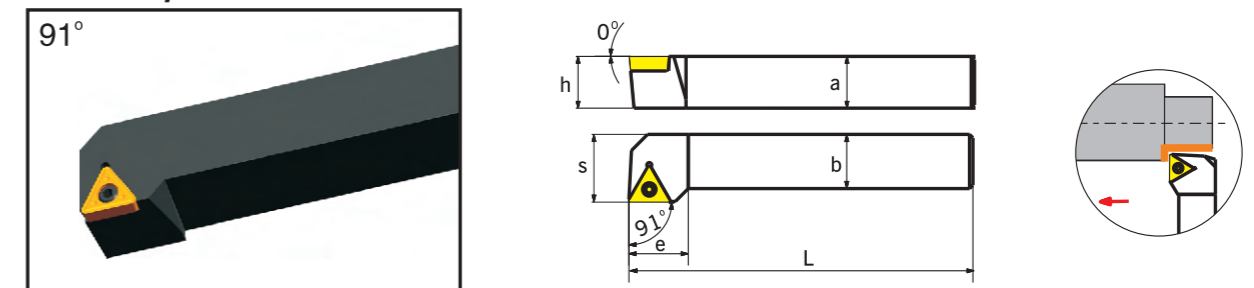
Turning tools

STFCR/L



Type	Dimension(mm)							Applicable Inserts	Screw	Wrench		
	Stock		a	b	L	h	s				e	
	R	L										
STFCR/L	1212F11	○	○	12	12	80	12	16	14	TC ₀ T 1102 ₀₀	L60M2.5×5	T08
	1616H11	●	●	16	16	100	16	20	14			
	2020K11	●	●	20	20	125	20	25	14			
	1616H16	●	●	16	16	100	16	20	19	TC ₀ T 16T3 ₀₀	L60M4×8	T15
	2020K16	●	●	20	20	125	20	25	19			
	2525M16	●	●	25	25	150	25	32	19			

STGCR/L

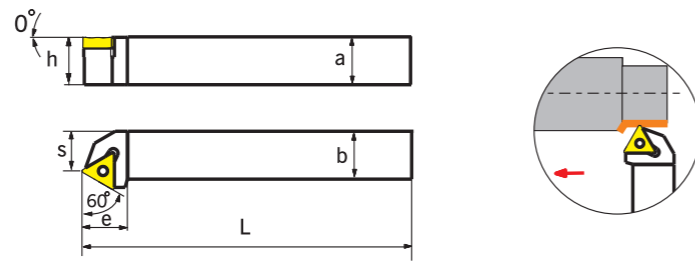
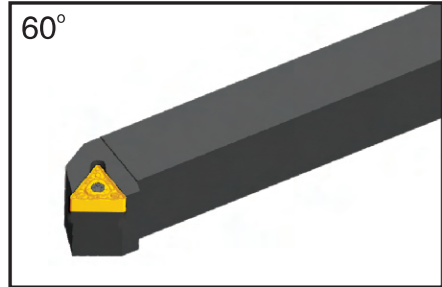


Type	Dimension(mm)							Applicable Inserts	Screw	Wrench		
	Stock		a	b	L	h	s				e	
	R	L										
STGCR/L	0808D09			08	08	60	8	10	11	TC ₀ T 0902 ₀₀	L60M2.2×5	T06
	1010E09	○	○	10	10	70	10	12	11			
	1212F11	○	○	12	12	80	12	16	14	TC ₀ T 1102 ₀₀	L60M2.5×5	T08
	1616H11	●	●	16	16	100	16	20	16			
	2020K16	●	●	20	20	125	20	25	21			
	2525M16	●	●	25	25	150	25	32	21	TC ₀ T 16T3 ₀₀	L60M4×8	T15

● Stock ○ in Production order

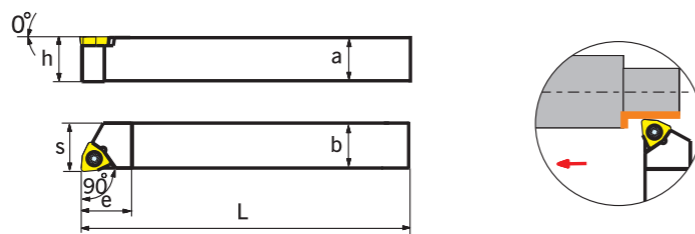

Turning tools

STTCR/L



Type	Dimension(mm)							Applicable Inserts	Screw	Wrench		
	Stock		a	b	L	h	s				e	
	R	L										
STTCR/L	1616H11	○		16	16	100	16	13	14	TC-T 1102□□	L60M2.5×5	T08
	1616H16	○		16	16	100	16	13	19			
	2020K16			20	20	125	20	17	19			

SWACR/L

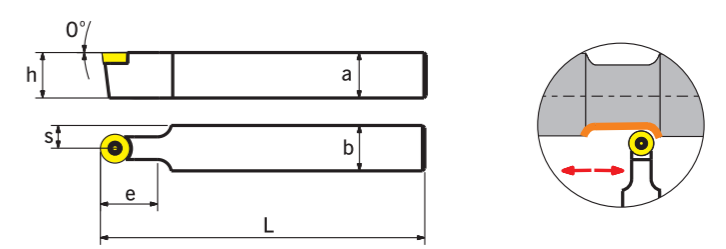
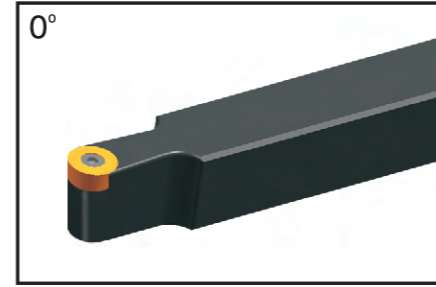


Type	Dimension(mm)							Applicable Inserts	Screw	Wrench		
	Stock		a	b	L	h	s				e	
	R	L										
SWACR/L	1010E04			10	10	70	10	10.5	10	WC-X 0402□□	L60M2.5×5	T08
	1212F04	○		12	12	80	12	12.5	14			
	1616H06	●	○	16	16	100	16	16.5	20			
	2020K08	●	●	20	20	125	20	20.5	24			
										WC-X 0804□□	L60M4×8	T15

● Stock ○ in Production order

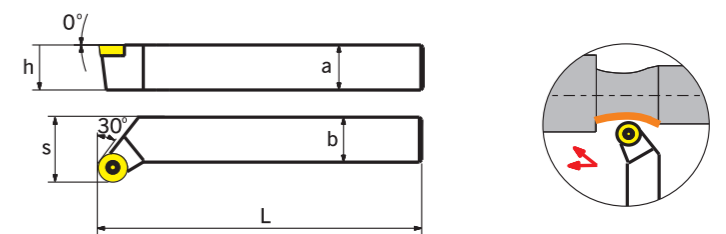

Turning tools

SRDCN



Type	Dimension(mm)							Applicable Inserts	Screw	Wrench		
	Stock		a	b	L	h	s				e	
	R	L										
SRDCN	2020K06	●		20	20	125	20	10	35	RC-T 0602□□	L60M2.5×6	T08
	2525M06	●		25	25	150	25	12.5	35			
	2020K08	○		20	20	125	20	10	35			
	2525M08	○		25	25	150	25	12.5	35	RC-T 1003□□	L60M3.5×10	T15
	2020K10	○		20	20	125	20	10	35			
	2525M10	○		25	25	150	25	12.5	35			
	2020K12	●		20	20	125	20	10	35	RC-T 1204□□	L60M3.5×12	T15
	2525M12	●		25	25	150	25	12.5	35			
	3225P12	○		32	25	170	32	16	35			

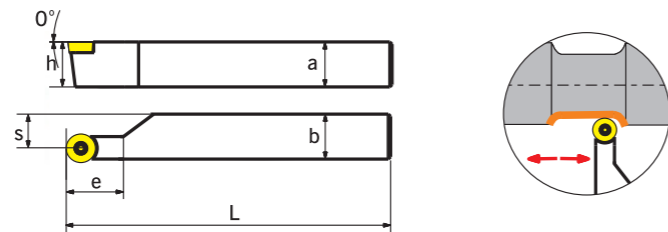

SRGCR/L



Type	Dimension(mm)							Applicable Inserts	Screw	Wrench		
	Stock		a	b	L	h	s				e	
	R	L										
SRGCR/L	2020K10			20	20	125	20	25		RC-T1003M0	L60M3.5×10	T15
	2525M10			25	25	150	25	32				
	2020K12	○		20	20	125	20	27				
	2525M12	○		25	25	150	25	32		RC-T1204M0		
	3225P12	○		32	25	170	32	32				
	3232P12			32	32	200	32	40				

● Stock ○ in Production order

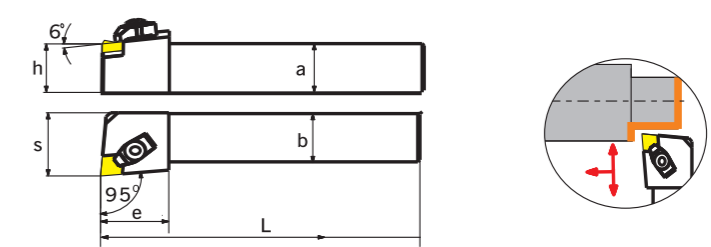
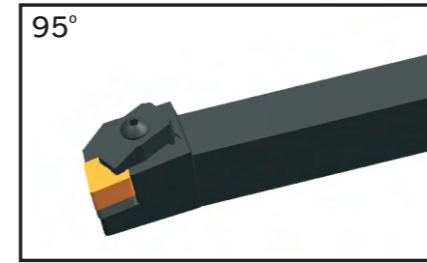
SRACR/L



Type	Dimension(mm)							Applicable Inserts	Screw	Wrench		
	Stock		a	b	L	h	s					
	R	L										
SRACR/L	2020K06		20	20	125	20	13	35	RC-T0603MO	L60M2.5×6	T08	
	2525M06		25	25	150	25	18	35				
	2020K08	●	○	20	20	125	20	11				35
	2525M08	●	○	25	25	150	25	16	35			
	2020K10	●	○	20	20	125	20	9	35	RC-T1003MO	L60M3.5×10	T15
	2525M10	●	○	25	25	150	25	14	35			
	2020K12	●	○	20	20	125	20	7	40	RC-T1204MO	L60M3.5×12	T15
	2525M12	●	○	25	25	150	25	12	40			
	3225P12			32	25	170	32	12	40			
3232P12			32	32	200	32	18	40				

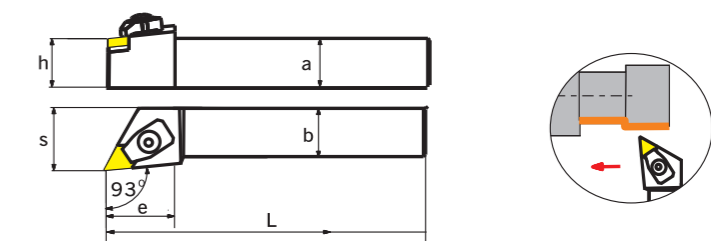
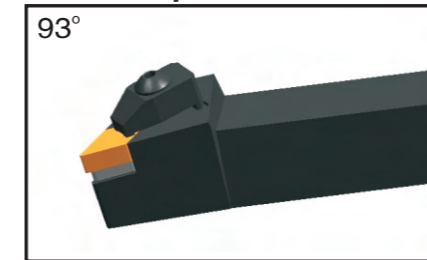
● Stock ○ in Production order

CCLNR/L



Type	Dimension(mm)							Applicable Inserts	Shim	Wrench	Clamp	Clamp screw	screw		
	Stock		a	b	L	h	s							e	
	R	L													
CCLNR/L	2020K12	●	○	20	20	125	20	27	32	CN □□ 1207□□	MC 1204	S4,S3	CCL2612	DM 0625	DSP 0612
	2525M12	●	○	25	25	150	25	27	36						
	2525M16	●	○	25	25	150	25	32	36	CN□□ 1607□□	MC 1604	S4	CCL2816	DM 0830	DSP 0812
	3225P16	●	○	32	25	170	32	32	36						

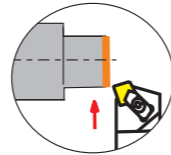
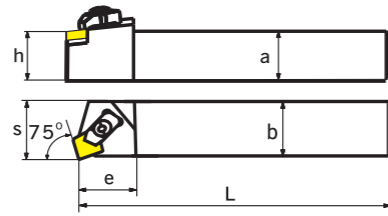
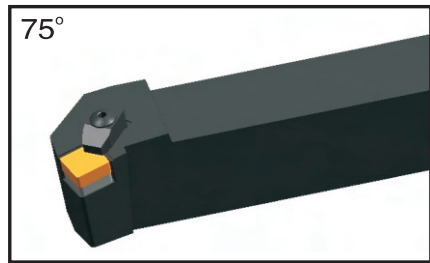
CDJNR/L



Type	Dimension(mm)							Applicable Inserts	Shim	Wrench	Clamp	Clamp screw	screw		
	Stock		a	b	L	h	s							e	
	R	L													
CDJNR/L	2525M15	●	○	25	25	150	25	32	32	DN □□ 1507□□	MD 1504	S4,S3	CCL2612	DM 0625	DSP 0612
	3225P15	●	○	32	25	170	32	32	32						

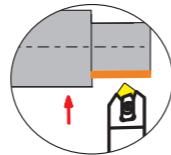
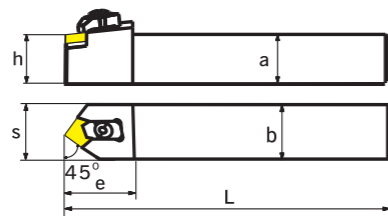
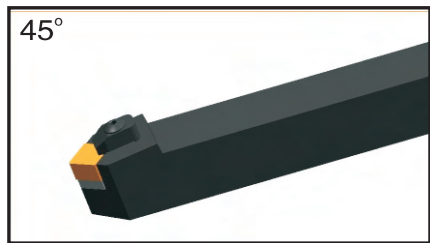
Turning tools

CSKNR/L



Type	Dimension(mm)							Applicable Inserts	Shim	Wrench	Clamp	Clamp screw	screw		
	Stock		a	b	L	h	s							e	
	R	L													
CSKNR/L	2020K12	●	●	20	20	125	20	25	25	SN □□ 1207□□	MS 1204	S4,S3	CCL2612	DM 0625	DSP 0612
	2525M12	●	●	25	25	150	25	32	25						
	3225P12	●	●	32	25	170	32	32	25						
	3225P15	●	●	32	25	170	32	32	32						

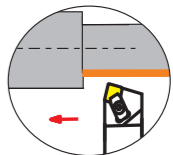
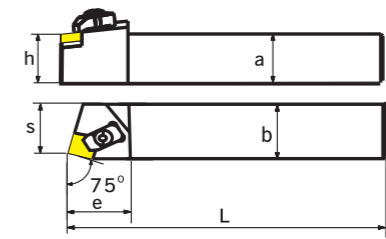
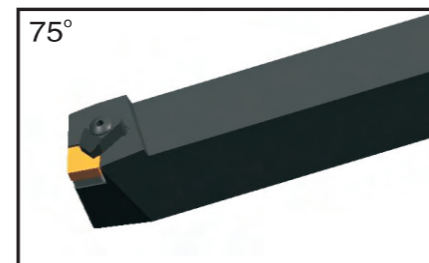
CSDNN



Type	Dimension(mm)							Applicable Inserts	Shim	Wrench	Clamp	Clamp screw	screw		
	Stock		a	b	L	h	s							e	
	R	L													
CSDNN	2020K12	●	●	20	20	125	20	25	25	SN □□ 1207□□	MS 1204	S4,S3	CCL2612	DM 0625	DSP 0612
	2525M12	●	●	25	25	150	25	32	25						
	3225P12	●	●	32	25	170	32	32	25						
	3225P15	●	●	32	25	170	32	32	32						

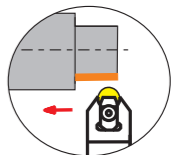
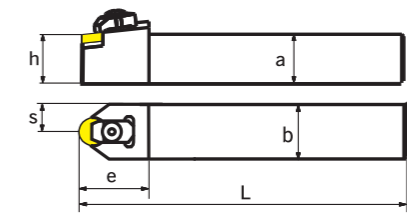
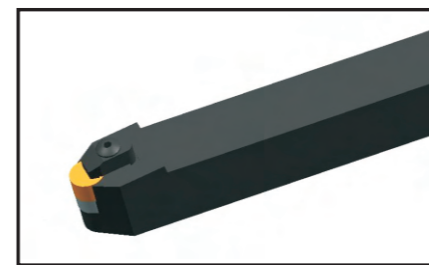
Turning tools

CSRNR/L



Type	Dimension(mm)							Applicable Inserts	Shim	Wrench	Clamp	Clamp screw	screw								
	Stock		a	b	L	h	s							e							
	R	L																			
CSRNR/L	2020K12	●	●	20	20	125	20	22	32	SN □□ 1207□□	MS 1204	S4,S3	CCL2612	DM 0625	DSP 0612						
	2525M12	●	●	25	25	150	25	27	32												
	3225P12	●	●	32	25	170	32	27	32												
	3225P15	●	●	32	25	170	32	32	40							SN □□ 1507□□	MS 1504	S4	CCL2816	DM 0830	DSP 0812
	4040R15	●	●	40	40	200	40	43	40												

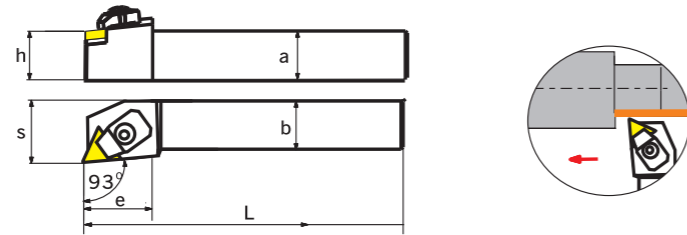
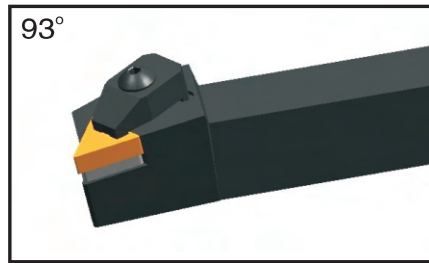
CRDNN



Type	Dimension(mm)							Applicable Inserts	Shim	Wrench	Clamp	Clamp screw	screw								
	Stock		a	b	L	h	s							e							
	R	L																			
CRDNN	2020K12	●	●	20	20	125	20	10	32	RN □□ 1207□□	MR1204	S3,S4	CCL2612	DM 0625	DSP 0612						
	2525M12	●	●	25	25	150	25	12.5	32												
	3225P12	●	●	32	25	170	32	12.5	32												
	3232P15	●	●	32	32	170	32	17.5	40							SN □□ 1507□□	CR1504	S4	CCL2816	DM 0830	DSP 0812
	4040R15	●	●	40	40	200	40	20	40												

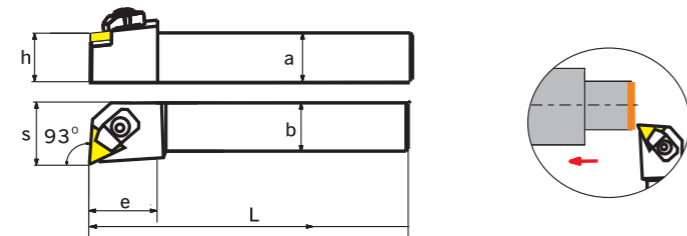
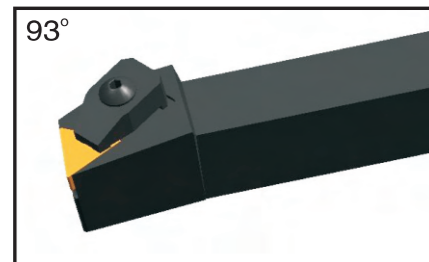
Turning tools

CTJNR/L



Type	Dimension(mm)							Applicable Inserts	Shim	Wrench	Clamp	Clamp screw	screw		
	Stock		a	b	L	h	s							e	
	R	L													
CTJNR/L	2020K16	●	●	20	20	125	20	25	30	TN □□ 1607□□	MT 1603	S4,S3	CCL2312	DM 0625	DSP 0510
	2525M16	●	●	25	25	150	25	32	30						

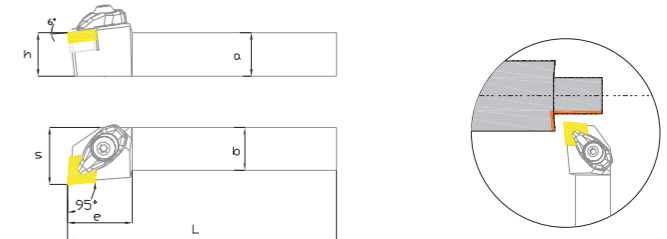
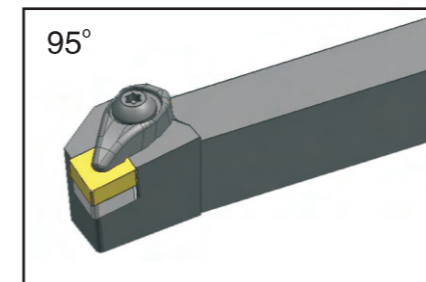
CTUNR/L



Type	Dimension(mm)							Applicable Inserts	Shim	Wrench	Clamp	Clamp screw	screw		
	Stock		a	b	L	h	s							e	
	R	L													
CTUNR/L	2020K16	●	●	20	20	125	20	25	27	TN □□ 1607□□	MT 1603	S4,S3	CCL2312	DM 0625	DSP 0510
	2525M16	●	●	25	25	150	25	32	27						

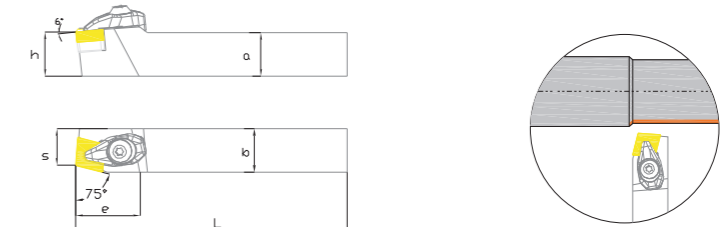
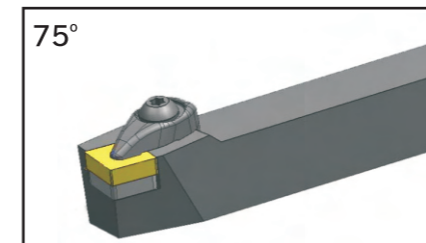
Turning tools

DCLNR/L



Type	Dimension(mm)							Applicable Inserts	Shim	Wrench	Clamp	Clamp screw	screw		
	Stock		a	b	L	h	s							e	
	R	L													
DCLNR/L	2020K12	●	●	20	20	125	20	25	32	CN □□ 1204□□	MC 1204	S4, S3	DCL2612	DM 0625	DSP 0612
	2525M12	●	●	25	25	150	25	32	36						
	3232P12	●		32	32	170	32	40	36						
	2525M16	●	●	25	25	150	25	32	36	CN □□ 1604□□	MC 1604	S4	DCL2816	DM 0625	DSP 0812
	3232P16			32	32	170	32	40	36						

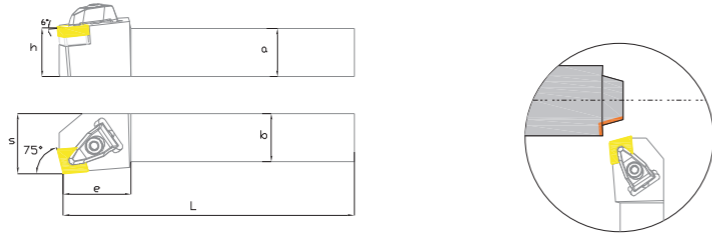
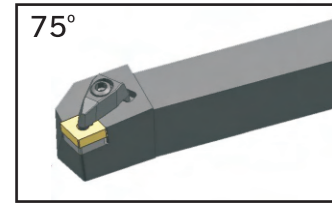
DCBNR/L



Type	Dimension(mm)							Applicable Inserts	Shim	Wrench	Clamp	Clamp screw	screw		
	Stock		a	b	L	h	s							e	
	R	L													
DCBNR/L	2020K12	●	●	20	20	125	20	25	32	CN □□ 1204□□	MC 1204	S4, S3	DCL2612	DM 0625	DSP 0612
	2525M12	●	●	25	25	150	25	32	36						
	3232P12	●		32	32	170	32	40	36						
	2525M16	●	●	25	25	150	25	32	36	CN □□ 1604□□	MC 1604	S4	DCL2816	DM 0625	DSP 0812
	3232P16			32	32	170	32	40	36						

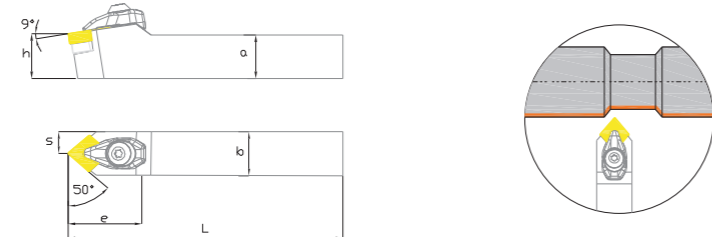
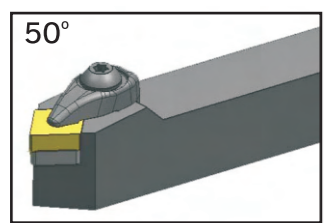
Turning tools

DCKNR/L



Type	Dimension(mm)								Applicable Inserts	Shim	Wrench	Clamp	Clamp screw	screw							
	Stock		a	b	L	h	s	e													
	R	L																			
DCKNR/L	2020K12	●	●	20	20	125	20	25	32	CN □□ 1204□□	MC 1204	S4	DCL2612	DM 0625	DSP 0612						
	2525M12	●	●	25	25	150	25	32	36												
	3232P12	●		32	32	170	32	40	36												
	2525M16	●	●	25	25	150	25	32	36							CN□□ 1604□□	MC 1604	S4 , S3	DCL2816	DM 0625	DSP 0812
	3232P16			32	32	170	32	40	36												

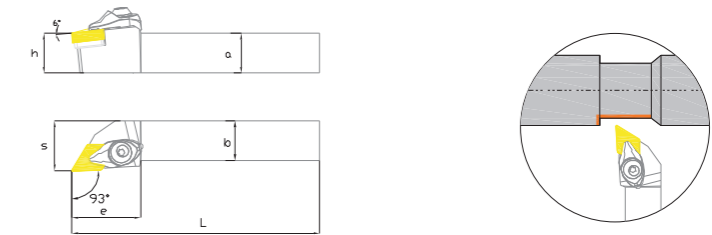
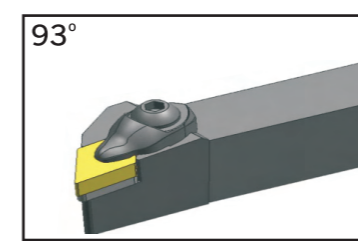
DCMNN



Type	Dimension(mm)								Applicable Inserts	Shim	Wrench	Clamp	Clamp screw	screw							
	Stock		a	b	L	h	s	e													
	R	L																			
DCMNN	2020K12	●	●	20	20	125	20	10	32	CN □□ 1204□□	MC 1204	S4	DCL2612	DM 0625	DSP 0612						
	2525M12	●	●	25	25	150	25	12.5	36												
	3232P12	●		32	32	170	32	16	36												
	2525M16	●	●	25	25	150	25	12.5	36							CN□□ 1604□□	MC 1604	S4 , S3	DCL2816	DM 0625	DSP 0812
	3232P16			32	32	170	32	16	36												

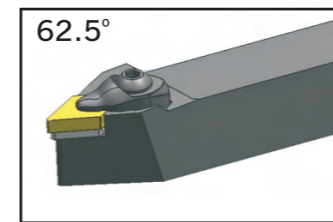
Turning tools

DDJNR/L



Type	Dimension(mm)								Applicable Inserts	Shim	Wrench	Clamp	Clamp screw	screw							
	Stock		a	b	L	h	s	e													
	R	L																			
DDJNR/L	2020K11	●	●	20	20	125	20	25	32	DN □□ 1104□□	MC 1204	S4 , S3	DCL2309	DM 0625	DSP 0510						
	2525M11	●	●	25	25	150	25	32	32												
	2020K15	●		20	20	125	20	25	36							DN□□ 1504□□ DN□□ 1506□□	MC 1604 MC 1606	S4 , S3	DCL2612	DM 0625	DSP 0612
	2525M15	●	●	25	25	150	25	32	36												
	3232P15			32	32	170	32	40	36												

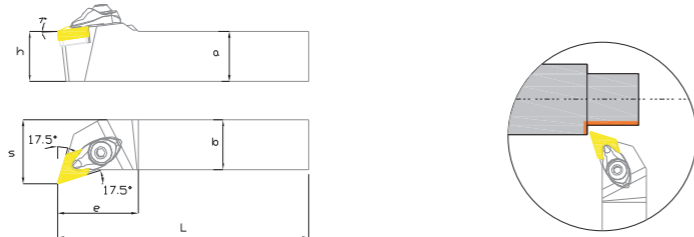
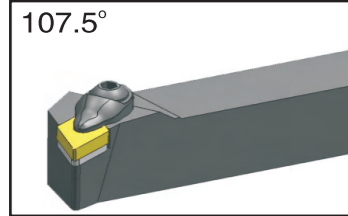
DDPNN



Type	Dimension(mm)								Applicable Inserts	Shim	Wrench	Clamp	Clamp screw	screw							
	Stock		a	b	L	h	s	e													
	R	L																			
DDPNN	2020K11	●	●	20	20	125	20	10	32	DN □□ 1104□□	MC 1204	S4 , S3	DCL2309	DM 0625	DSP 0510						
	2525M11	●	●	25	25	150	25	12.5	36												
	2020K15	●		20	20	125	20	10	36							DN□□ 1504□□ DN□□ 1506□□	MC 1604 MC 1606	S4 , S3	DCL2612	DM 0625	DSP 0612
	2525M15	●	●	25	25	150	25	12.5	36												
	3232P15			32	32	170	32	16	36												

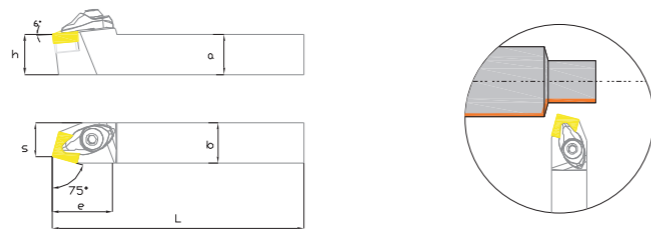
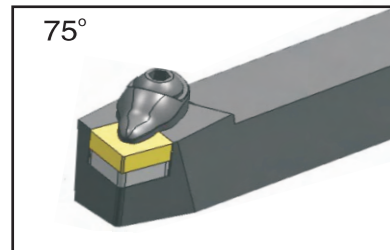
Turning tools

DDQNR/L



Type	Dimension(mm)							Applicable Inserts	Shim	Wrench	Clamp	Clamp screw	screw		
	Stock		a	b	L	h	s							e	
	R	L													
DDQNR/L	2020K11	●	●	20	20	125	20	25	32	DN □ 1104□	MC 1204	S4, S3	DCL2309	DM 0625	DSP 0510
	2525M11	●	●	25	25	150	25	32	36	DN □ 1504□	MC 1604	S4, S3	DCL2612	DM 0625	DSP 0612
	2020K15	●		20	20	125	20	25	36						
	2525M15	●	●	25	25	150	25	32	36	DN □ 1506□	MC 1606				
	3232P15			32	32	170	32	40	36						

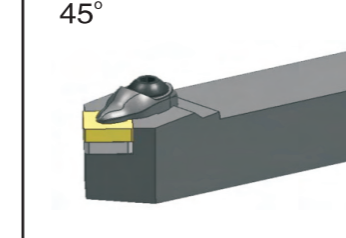
DSBNR/L



Type	Dimension(mm)							Applicable Inserts	Shim	Wrench	Clamp	Clamp screw	screw		
	Stock		a	b	L	h	s							e	
	R	L													
DSBNR/L	2020K12	●	●	20	20	125	20	17	32	SN □ 1204□	MS 1204	S3,S4	DCL 2612	DM 0625	DSP 0612
	2525M12	●	●	25	25	150	25	22	36	SN □ 1504□	MS 1504	S4	DCL2816	DM 0625	DSP 0812
	3232P12	●	●	32	32	170	32	27	36						
	2525P15	●	●	25	25	150	25	22	36						
	3232P15			32	32	170	32	27	36						

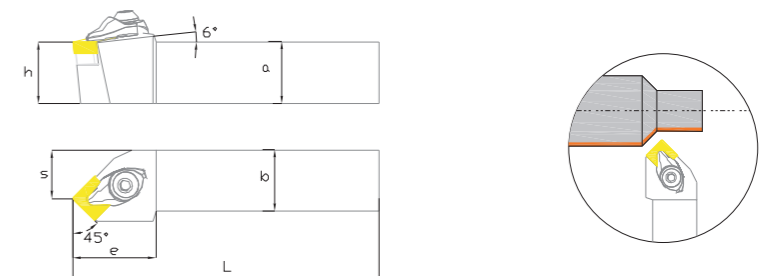
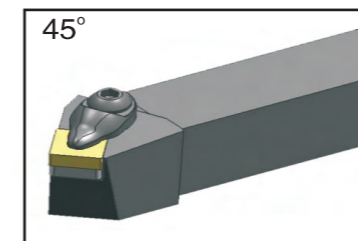
Turning tools

DSDNN



Type	Dimension(mm)							Applicable Inserts	Shim	Wrench	Clamp	Clamp screw	screw		
	Stock		a	b	L	h	s							e	
	R	L													
DSDNN	2020K12	●	●	20	20	125	20	10	25	SN □ 1204□	MS 1204	S3,S4	DCL 2612	DM 0625	DSP 0612
	2525M12	●	●	25	25	150	25	12.5	25	SN □ 1504□	MS 1504	S4	DCL2816	DM 0625	DSP 0812
	3232P12	●	●	32	32	170	32	12.5	25						
	3232P15	●	●	32	32	170	32	12.5	32						

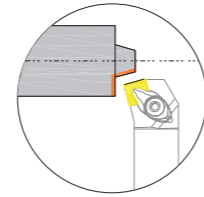
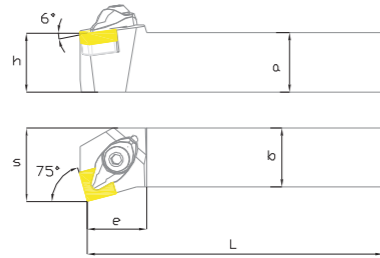
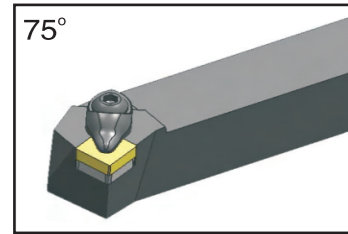
DSSNR/L



Type	Dimension(mm)							Applicable Inserts	Shim	Wrench	Clamp	Clamp screw	screw		
	Stock		a	b	L	h	s							e	
	R	L													
DSSNR/L	2020K12	●	●	20	20	125	20	17	32	SN □ 1204□	MS 1204	S3,S4	DCL 2612	DM 0625	DSP 0612
	2525M12	●	●	25	25	150	25	22	36	SN □ 1504□	MS 1504	S4	DCL2816	DM 0625	DSP 0812
	3232P12	●	●	32	32	170	32	27	36						
	3232P15	●	●	32	32	170	32	22	36						

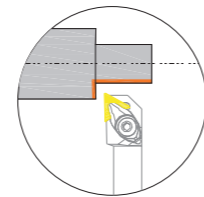
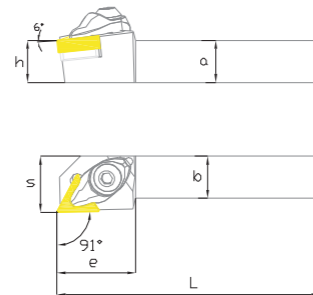
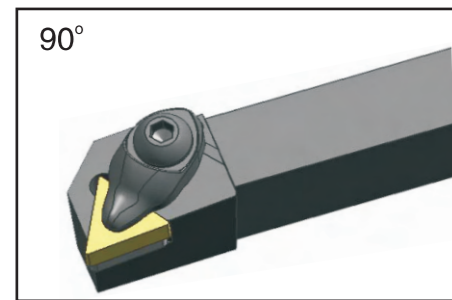
Turning tools

DSKNR/L



Type	Dimension(mm)							Applicable Inserts	Shim	Wrench	Clamp	Clamp screw	screw		
	Stock		a	b	L	h	s							e	
	R	L													
DSKNR/L	2020K12	●	●	20	20	125	20	25	25	SN □□ 1204□□	MS 1204	S3,S4	DCL 2612	DM 0625	DSP 0612
	2525M12	●	●	25	25	150	25	32	25						
	3232P12	●	●	32	32	170	32	32	25						
	3232P15	●	●	32	32	170	32	32	32						

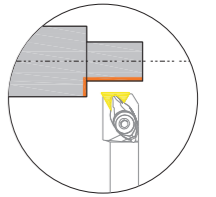
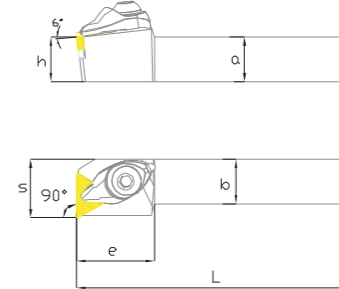
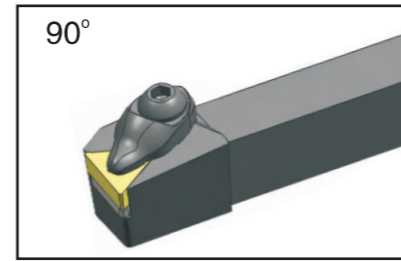
DTGNR



Type	Dimension(mm)							Applicable Inserts	Shim	Wrench	Clamp	Clamp screw	screw		
	Stock		a	b	L	h	s							e	
	R	L													
DTGNR	2020K16	●	●	20	20	125	20	25	25	TN □□ 1604□□	MT 1603	S3,S4	DCL 2309	DM 0625	DSP 0510
	2525M16	●	●	25	25	150	25	32	25						
	3225P16	●	●	32	25	170	32	32	25						
	3232P16	●	●	32	32	170	32	32	32						

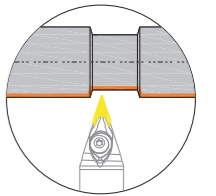
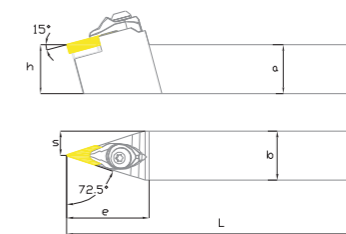
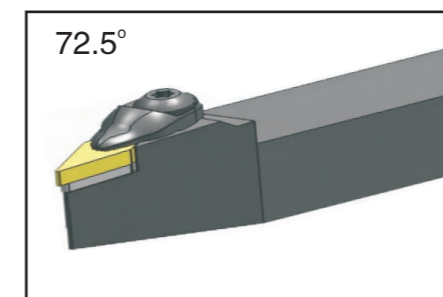
Turning tools

DTFNR



Type	Dimension(mm)							Applicable Inserts	Shim	Wrench	Clamp	Clamp screw	screw		
	Stock		a	b	L	h	s							e	
	R	L													
DTFNR/L	2020K16	●	●	20	20	125	20	25	25	TN □□ 1604□□	MT 1603	S3,S4	DCL 2309	DM 0625	DSP 0510
	2525M16	●	●	25	25	150	25	32	25						
	3225P16	●	●	32	25	170	32	32	25						
	3232P16	●	●	32	32	170	32	32	32						

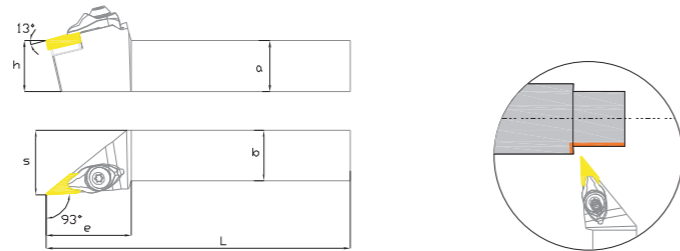
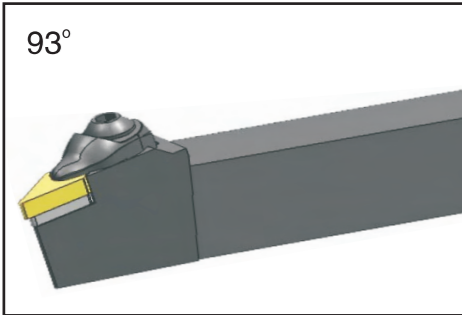
DVVNN



Type	Dimension(mm)							Applicable Inserts	Shim	Wrench	Clamp	Clamp screw	screw		
	Stock		a	b	L	h	s							e	
	R	L													
DVVNR/L	2020K16	●	●	20	20	125	20	25	25	VN □□ 1604□□	MV 1603	S3,S4	DCL 2609	DM 0625	DSP 0510
	2525M16	●	●	25	25	150	25	32	25						
	3225P16	●	●	32	25	170	32	32	25						
	3232P16	●	●	32	32	170	32	32	32						

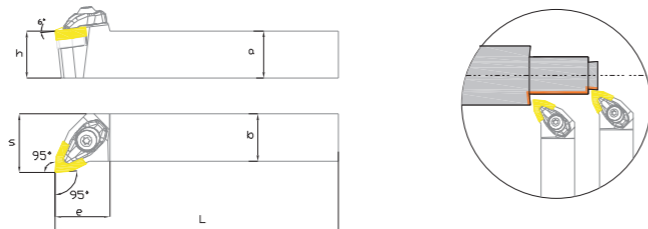
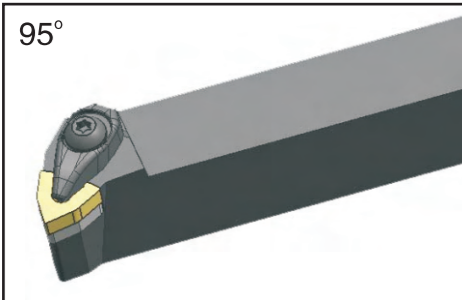
Turning tools

DVJNR



Type	Dimension(mm)							Applicable Inserts	Shim	Wrench	Clamp	Clamp screw	screw		
	Stock		a	b	L	h	s							e	
	R	L													
DVJNR/L	2020K16	●	●	20	20	125	20	25	25	VN □□ 1604□□	MV 1603	S3,S4	DCL 2609	DM 0625	DSP 0510
	2525M16	●	●	25	25	150	25	32	25						
	3225P16	●	●	32	25	170	32	32	25						
	3232P16	●	●	32	32	170	32	32	32						

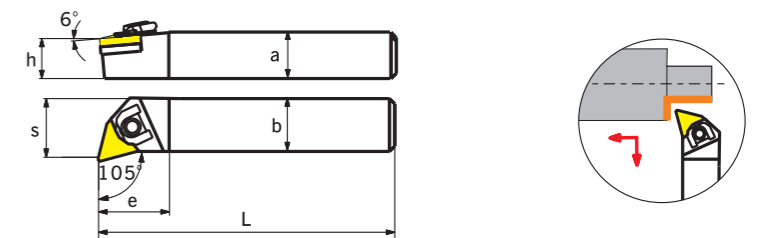
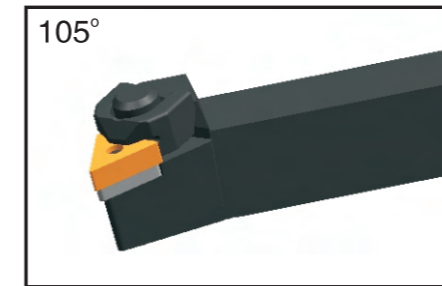
DWLNR



Type	Dimension(mm)							Applicable Inserts	Shim	Wrench	Clamp	Clamp screw	screw		
	Stock		a	b	L	h	s							e	
	R	L													
DWLNR/L	2020K08	●	●	20	20	125	20	25	25	WN □□ 0804□□	MW 0804	S4 S3	DCL 2612	DM 0625	DSP 0612
	2525M08	●	●	25	25	150	25	32	25						
	3225P08	●	●	32	25	170	32	32	25						
	3232P08	●	●	32	32	170	32	32	32						

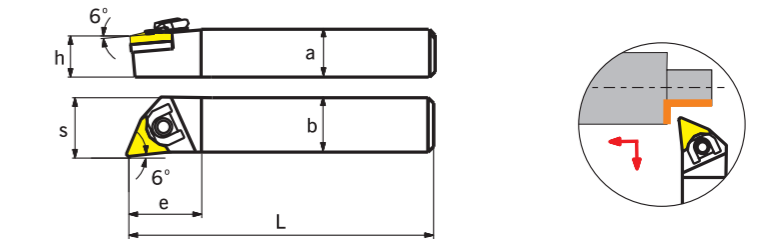
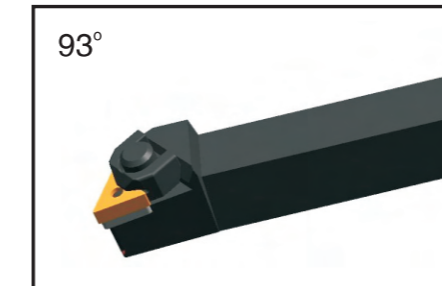
Turning tools

WTQNR/L



Type	Dimension(mm)							Applicable Inserts	Clamping screw	Shim	Wrench	Clamp	Clamping stud		
	Stock		a	b	L	h	s							e	
	R	L													
WTQNR/L	2020K16	●	●	20	20	125	20	25	33	TN□□ 1604□□	W 0525	WT 1603	S2, S3	WTL16	SZ0515
	2525M16	●	●	25	25	150	25	32	33						
	3232P16	○	○	32	32	170	32	32	33						

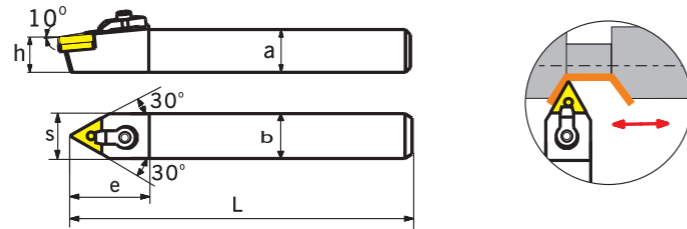
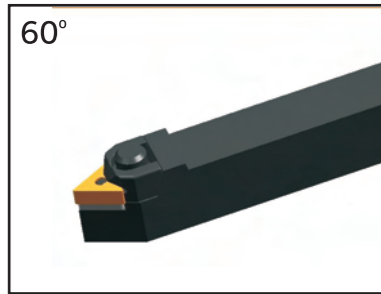
WTJNR/L



Type	Dimension(mm)							Applicable Inserts	Clamping screw	Shim	Wrench	Clamp	Clamping stud		
	Stock		a	b	L	h	s							e	
	R	L													
WTJNR/L	1316H16	●	●	13	16	125	31	20	20	TN□□ 1604□□	W 0525	WT 1603	S2, S3	WTL16	SZ0515
	1616K16	●	●	16	16	125	31	16	20						
	2020K16	○	○	20	20	125	31	20	25						
	2525M16	●	○	25	25	150	31	25	32						
	3232P16	○	○	32	32	170	31	32	40						

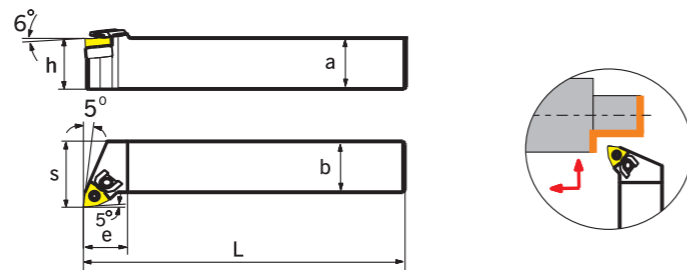
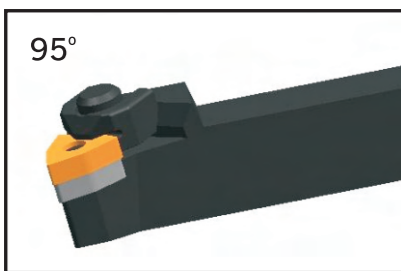
Turning tools

WTENN



Type		Dimension(mm)							Applicable Inserts	Clamping screw	Shim	Wrench	Clamp	Clamping stud	
		Stock		a	b	L	h	s							e
		R	L												
WTENN	2020K16	●	●	20	20	125	20	25	33	TN□□ 1604□□	W0525	WT 1603	S2, S3	WTL16	SZ0515
	2525M16	●	●	25	25	150	25	32	33						
	3232P16	○	○	32	32	170	32	32	33						

WWLNR/L



Type		Dimension(mm)							Applicable Inserts	Clamping screw	Shim	Wrench	Clamp	Clamping stud	
		Stock		a	b	L	h	s							e
		R	L												
WWLNR/L	2020K08			20	20	125	25	20	32	WN□□ 0804□□	W0525	WW 0804	S3	WWL08	SZ 0618
	2525M08			25	25	150	32	25	33						
	3232P08			20	32	170	40	32	33						

● Stock ○ in Production order

Turning tools

Example

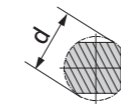


1. Type of bars



记号 Symbol	A	E	C	S	X
Type of shank	Steel Shank+ Oil Hole	Carbide Shank +Oil Hole	Carbide Shank	Steel Shank	Special Insert Application

2. Shank diameter



3. Tool length

H	K	M	N	Q	R	S	T	U	V
100	125	150	160	180	200	250	300	350	400

4. Clamping system

Top clamping	Hole clamping	Screw on
M	P	S

5. Insert shape

6. Bar style

K	F	U	L	P

7. Insert clearance angle

B	C	P	N

8. Hand of tools

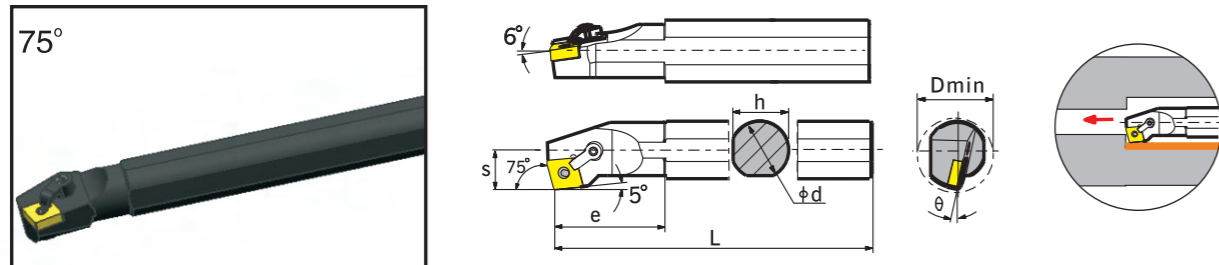
--	--

9. Cutting edge length

--	--	--	--	--

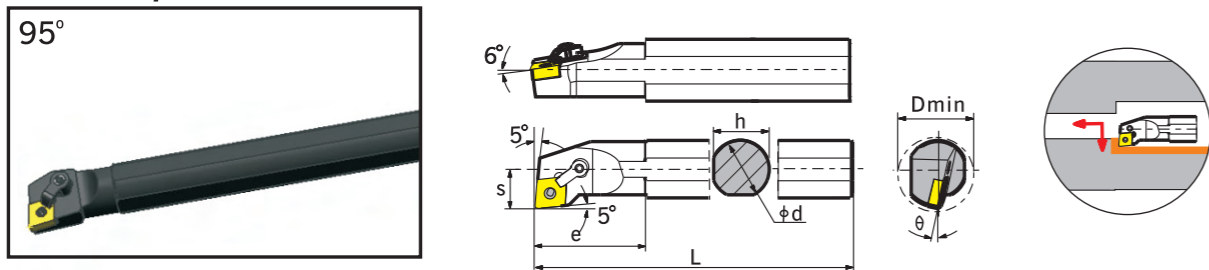
Turning tools

MCKNR/L



Type	Dimension(mm)								Applicable Inserts	Shim	Clamping stud	Clamp	Clamping screw	Wrench	
	Stock		Dmin	phi d	h	L	s	theta							e
	R	L													
S20Q-MCKNR/L12			26	20	18	180	13	15°	45	CN □ 1204 □ □	X	MSP 613	MCL1810	WS 061020	S2.5,S3
S25R-MCKNR/L12	●	○	32	25	23	200	17	12°	45						
S32S-MCKNR/L12	●	○	40	32	30	250	22	17°	50						
S40T-MCKNR/L12	●	○	50	40	38	300	26	15°	55						
S50U-MCKNR/L12			60	50	48	350	33	12°	70						

MCLNR/L

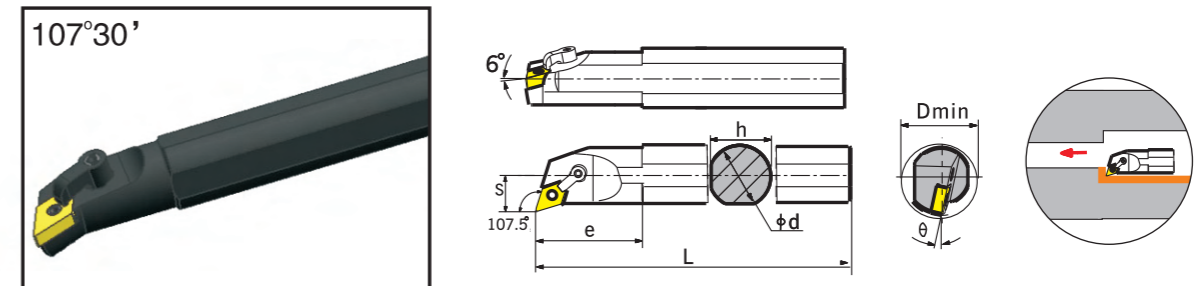


Type	Dimension(mm)								Applicable Inserts	Shim	Clamping stud	Clamp	Clamping screw	Wrench	
	Stock		Dmin	phi d	h	L	s	theta							e
	R	L													
S20Q-MCLNR/L12	●	○	26	20	19	180	13	15°	45	CN □ 1204 □ □	X	MSP 613	MCL1810	WS 061020	S2.5,S3
S25R-MCLNR/L12	●	○	32	25	24	200	16.5	12°	45						
S32S-MCLNR/L12		○	40	32	30	250	22.5	17°	50						
S40T-MCLNR/L12			50	40	38	300	26	15°	55						
S50U-MCLNR/L12			60	50	47	350	31	12°	70						

● Stock ○ in Production order

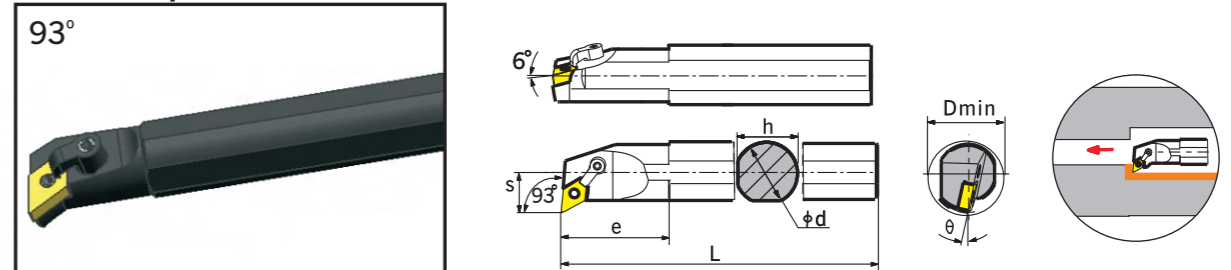
Turning tools

MDQNR/L



Type	Dimension(mm)								Applicable Inserts	Shim	Clamping stud	Clamp	Clamping screw	Wrench	
	Stock		Dmin	phi d	h	L	s	theta							e
	R	L													
S20Q-MDQNR/L15	●	○	26	20	18	180	13	15°	31	DN □ □ 1504 □ □	X	MSP613	MCL2114	WS061025	S2.5,S3
S25R-MDQNR/L15	●	○	32	25	23	200	17	12°	35						
S32S-MDQNR/L15	●	○	40	32	30	250	22	17°	40						
S40T-MDQNR/L15			50	40	38	300	27	15°	50						

MDUNR/L

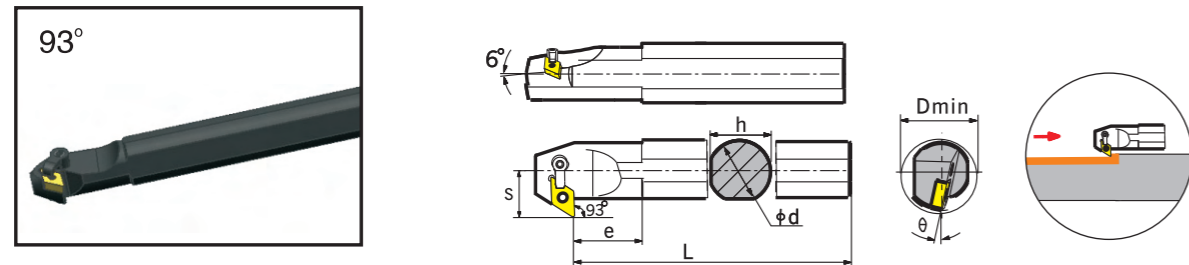


Type	Dimension(mm)								Applicable Inserts	Shim	Clamping stud	Clamp	Clamping screw	Wrench	
	Stock		Dmin	phi d	h	L	s	theta							e
	R	L													
S20Q-MDUNR/L15	●	○	26	20	18	180	13	15°	31	DN □ □ 1504 □ □	X	MSP613	MCL2114	WS061025	S2.5,S3
S25R-MDUNR/L15	●	○	32	25	24	200	17	12°	35						
S32S-MDUNR/L15		○	40	32	30	250	22	17°	40						
S40T-MDUNR/L15			50	40	38	300	27	15°	50						

● Stock ○ in Production order

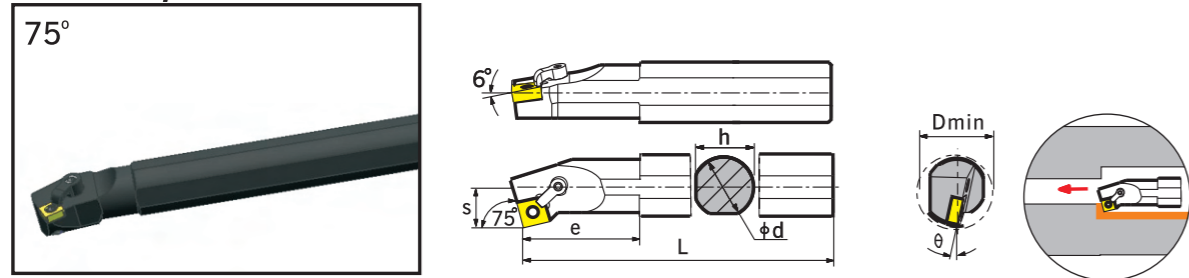
Turning tools

MDZNR/L



Type	Dimension(mm)								Applicable Inserts	Shim	Clamping stud	Clamp	Clamping screw	Wrench	
	Stock		Dmin	phi d	h	L	s	e							
	R	L													
S25R-MDZNR/L15	●	○	32	25	23	200	17	15°	35	DN□□ 1504□□	X	MSP617	MCL2114	WS061025	S3
S32S-MDZNR/L15	●	○	40	32	30	250	22	12°	40						
S40T-MDZNR/L15	●	○	50	40	38	300	27	17°	50						

MSKNR/L

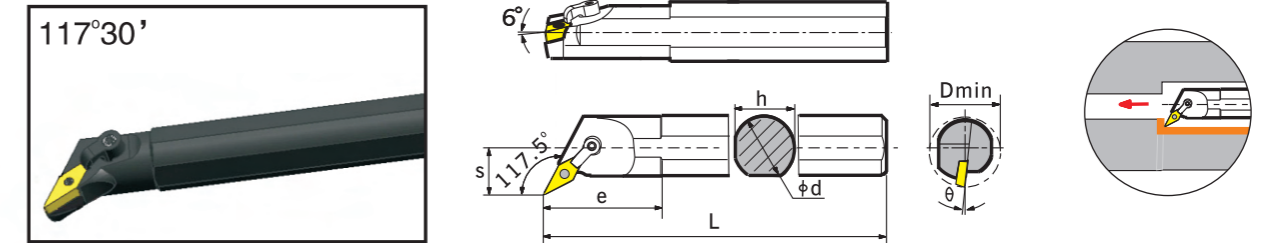


Type	Dimension(mm)								Applicable Inserts	Shim	Clamping stud	Clamp	Clamping screw	Wrench	
	Stock		Dmin	phi d	h	L	s	e							
	R	L													
S20Q-MSKNR/L12	●	○	26	20	18	180	13	15°	31	SN□□ 1204□□	X	MSP613	MCL1810	WS061020	S2.5,S3
S25R-MSKNR/L12	●	○	32	25	23	200	17	12°	35						
S32S-MSKNR/L12	○	○	40	32	30	250	22	17°	40						
S40T-MSKNR/L12	○	○	50	40	37	300	27	15°	50						

● Stock ○ in Production order

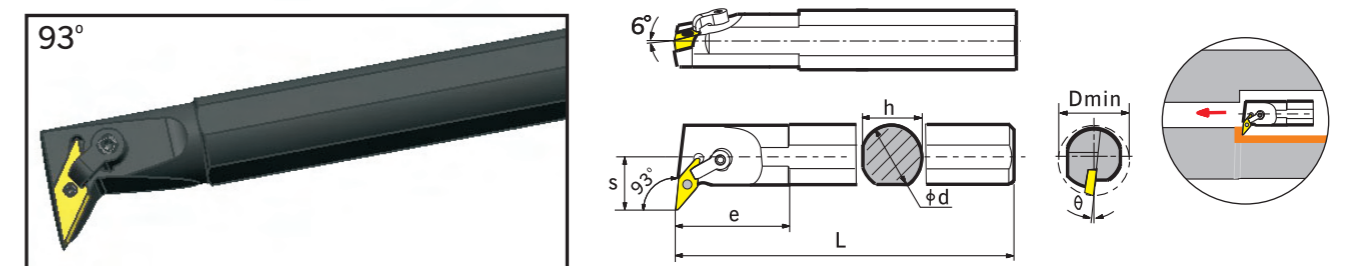
Turning tools

MVQNR/L



Type	Dimension(mm)								Applicable Inserts	Shim	Clamping stud	Clamp	Clamping screw	Wrench	
	Stock		Dmin	phi d	h	L	s	e							
	R	L													
S20Q-MVQNR/L16	●	○	26	20	18	180	13	15°	31	VN□□ 1604□□	X	MSP510	MCL2414	WS061020	S2,S3
S25R-MVQNR/L16	●	○	32	25	23	200	17	12°	35						
S32S-MVQNR/L16	●	○	42	32	23	250	22	17°	40						
S40T-MVQNR/L16	○	○	50	40	30	300	27	15°	50						

MVUNR/L

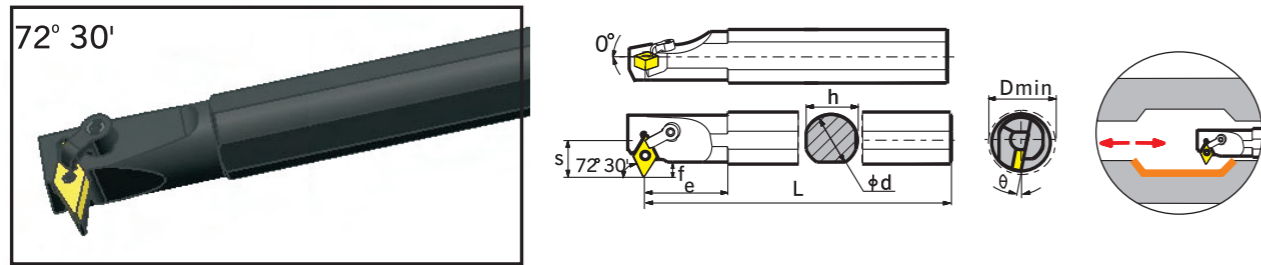


Type	Dimension(mm)								Applicable Inserts	Shim	Clamping stud	Clamp	Clamping screw	Wrench	
	Stock		Dmin	phi d	h	L	s	e							
	R	L													
S20Q-MVUNR/L16	●	○	32	20	18	180	13	15°	31	VN□□ 1604□□	X	MSP510	MCL1810	WS061020	S2,S3
S25R-MVUNR/L16	●	○	36	25	23	200	17	12°	35						
S32S-MVUNR/L16	○	○	42	32	32	250	22	17°	40						
S40T-MVUNR/L16	○	○	50	40	40	300	27	15°	50						

● Stock ○ in Production order

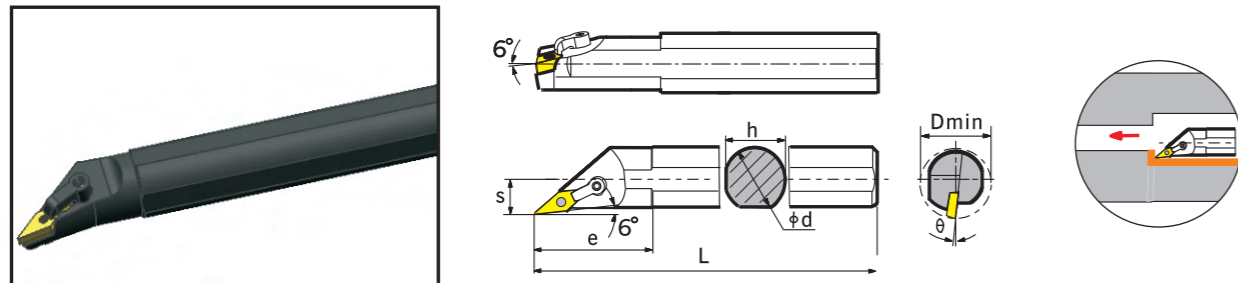
Turning tools

MVWNR/L



Type	Dimension(mm)									Applicable Inserts	Shim	Clamping stud	Clamp	Clamping screw	Wrench
	Stock		Dmin	φd	h	L	s	e	θ						
	R	L													
S20Q-MVWNR/L16	●	○	36	20	19	180	24	15°	31	VN□□ 1604□□	X	MSP510	MCL1810	WS061020	S2,S3
S25R-MVWNR/L16	●	○	40	25	24	200	26	12°	35						
S32S-MVWNR/L16	○		48	32	30	250	30	17°	40		MV 1603	MSP513	MCL1814	WS061025	
S40T-MVWNR/L16			56	40	38	300	34	15°	50						

MXNR/L

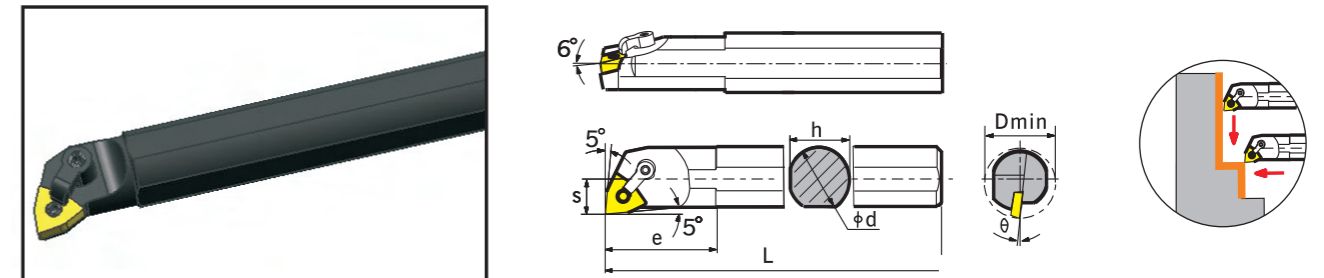


Type	Dimension(mm)									Applicable Inserts	Shim	Clamping stud	Clamp	Clamping screw	Wrench
	Stock		Dmin	φd	h	L	s	e	θ						
	R	L													
S25R-MVXNR/L16	●	○	32	25	24	200	17	12°	35	VN□□ 1604□□	X	MSP510	MCL2414	WS061025	S2,S3
S32S-MVXNR/L16	●	○	42	32	30	250	22	17°	40						
S40T-MVXNR/L16	●	○	50	40	38	300	27	15°	50		MV 1603	MSP513	MCL2414	WS061025	

● Stock ○ in Production order

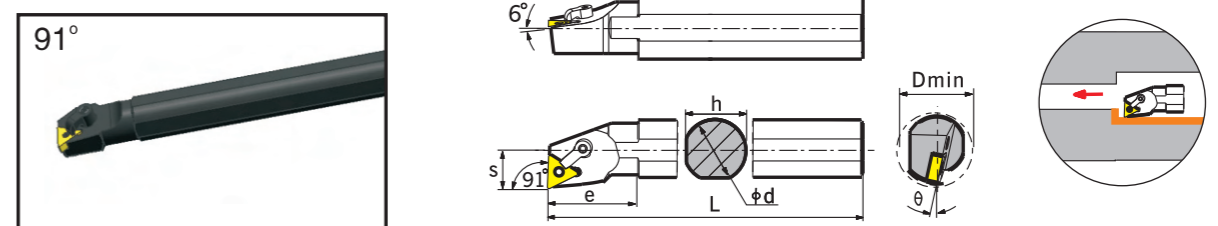
Turning tools

MWLNR/L



Type	Dimension(mm)									Applicable Inserts	Shim	Clamping stud	Clamp	Clamping screw	Wrench
	Stock		Dmin	φd	h	L	s	e	θ						
	R	L													
S20Q-MWLNR/L08	○		25	20	18	250	13	17°	31	WN□□ 0804□□	X	MSP613	MCL1810	WS061020	S2.5,S3
S25R-MWLNR/L08	●	○	32	25	23	200	17	15°	35						
S32S-MWLNR/L08	●	○	41	32	30	250	22	12°	40		MW 0804	MSP617	MCL1814	WS061025	
S40T-MWLNR/L08	○		50	40	37	300	27	15°	50						

MTFNR/L

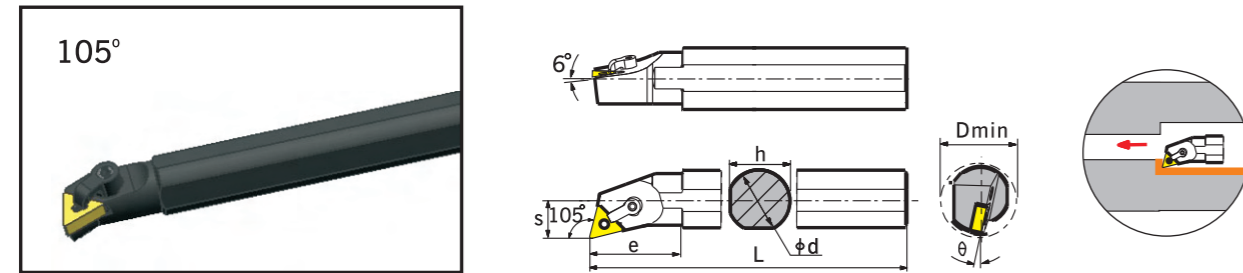


Type	Dimension(mm)									Applicable Inserts	Shim	Clamping stud	Clamp	Clamping screw	Wrench
	Stock		Dmin	φd	h	L	s	e	θ						
	R	L													
S16Q-MTFNR/L16	●	○	20	16	15	180	11	18°	28	TN□□ 1604□□	X	MSP510	MCL1810	WS061020	S2,S3
S20Q-MTFNR/L16	●	○	25	20	18	180	13	15°	31						
S25R-MTFNR/L16	●	○	32	25	23	200	17	12°	35		MT 1603	MSP513	MCL1814	WS061025	
S32S-MTFNR/L16			40	32	30	250	22	17°	40						
S40T-MTFNR/L16			50	40	38	300	27	15°	50						

● Stock ○ in Production order

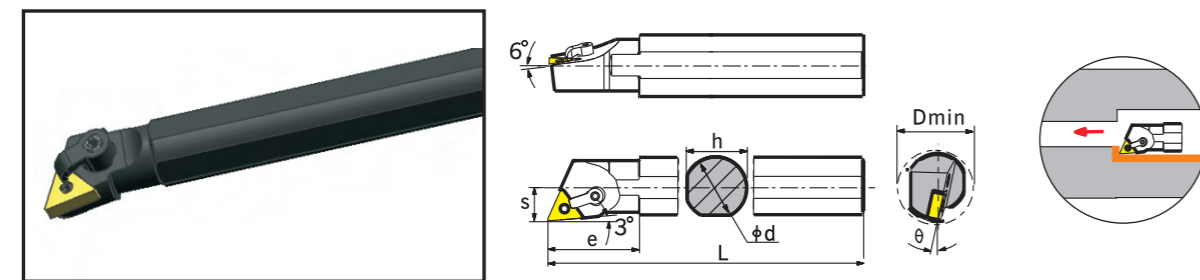
Turning tools

MTQNR/L



Type	Dimension(mm)								Applicable Inserts	Shim	Clamping stud	Clamp	Clamping screw	Wrench	
	Stock		Dmin	phi d	h	L	s	e							
	R	L													
S20Q-MTQNR/L16	●	○	25	20	18	180	13	15°	31	TN□□ 1604□□	X	MSP510	MCL1810	WS061020	S2,S3
S25R-MTQNR/L16	●	○	32	25	23	200	17	12°	35				MT 1603	MSP513	
S32S-MTQNR/L16	○		40	32	30	250	22	17°	40						
S40T-MTQNR/L16			50	40	37	300	27	15°	50						

MTJNR/L

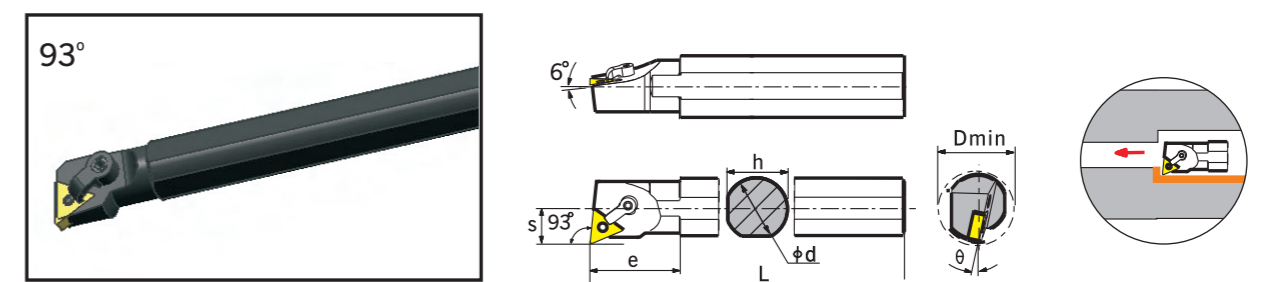


Type	Dimension(mm)								Applicable Inserts	Shim	Clamping stud	Clamp	Clamping screw	Wrench	
	Stock		Dmin	phi d	h	L	s	e							
	R	L													
S16Q-MTJNR/L16	●	○	20	16	15	180	11	18°	28	TN□□ 1604□□	X	MSP510	MCL1810	WS061020	S2,S3
S20Q-MTJNR/L16	●	○	25	20	18	180	13	15°	31				MT 1603	MSP513	
S25R-MTJNR/L16		○	32	25	23	200	17	12°	35						
S32S-MTJNR/L16			40	32	30	250	22	17°	40						
S40T-MTJNR/L16			50	40	38	300	27	15°	50						

● Stock ○ in Production order

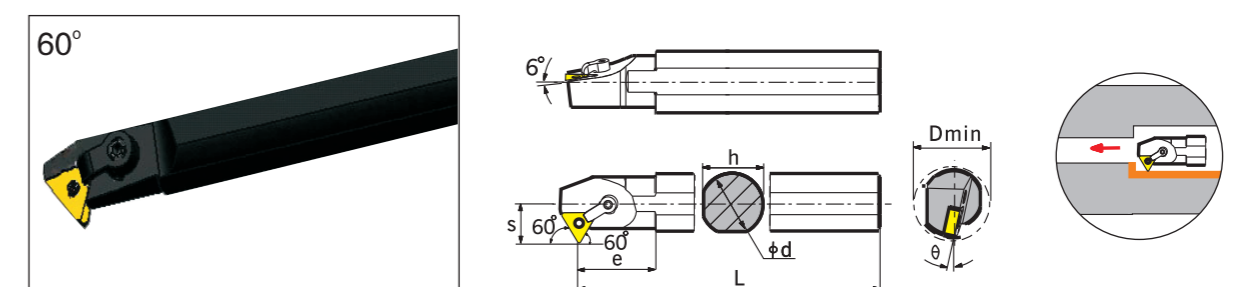
Turning tools

MTUNR/L



Type	Dimension(mm)								Applicable Inserts	Shim	Clamping stud	Clamp	Clamping screw	Wrench	
	Stock		Dmin	phi d	h	L	s	e							
	R	L													
S20Q-MTUNR/L16	●	○	25	20	18	180	13	15°	31	TN□□ 1604□□	X	MSP510	MCL1810	WS061020	S2,S3
S25R-MTUNR/L16	●	○	32	25	23	200	17	12°	35				MT 1603	MSP513	
S32S-MTUNR/L16	○		40	32	30	250	22	17°	40						
S40T-MTUNR/L16			50	40	37	300	27	15°	50						

MTWNR/L



Type	Dimension(mm)								Applicable Inserts	Shim	Clamping stud	Clamp	Clamping screw	Wrench	
	Stock		Dmin	phi d	h	L	s	e							
	R	L													
S16Q-MTWNR/L16	●	○	22	16	15	180	11	18°	28	TN□□ 1604□□	X	MSP510	MCL1810	WS061020	S2,S3
S20Q-MTWNR/L16	●	○	27	20	18	180	13	15°	31				MT 1603	MSP513	
S25R-MTWNR/L16		○	32	25	23	200	17	12°	35						
S32S-MTWNR/L16			40	32	30	250	22	17°	40						
S40T-MTWNR/L16			50	40	38	300	27	15°	50						

● Stock ○ in Production order

Turning tools

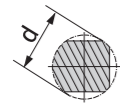
Exemplel



1. Type of bars

	记号 Symbol	A	E	C	S	X
	Type of shank	Steel Shank+ Oil Hole	Carbide Shank +Oil Hole	Carbide Shank	Steel Shank	Special Insert Application

2. Shank diameter



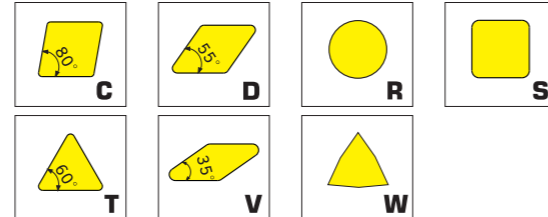
3. Tool length

H	K	M	N	Q	R	S	T	U	V
100	125	150	160	180	200	250	300	350	400

4. Clamping system

Top clamping	Hole clamping	Screw on
C	P	S

5. Insert shape




6. Bar style

K	F	U	L	P

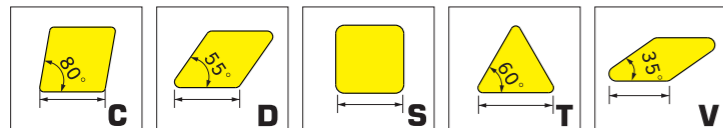
7. Insert clearance angle

B	C	P	N

8. Hand of tools

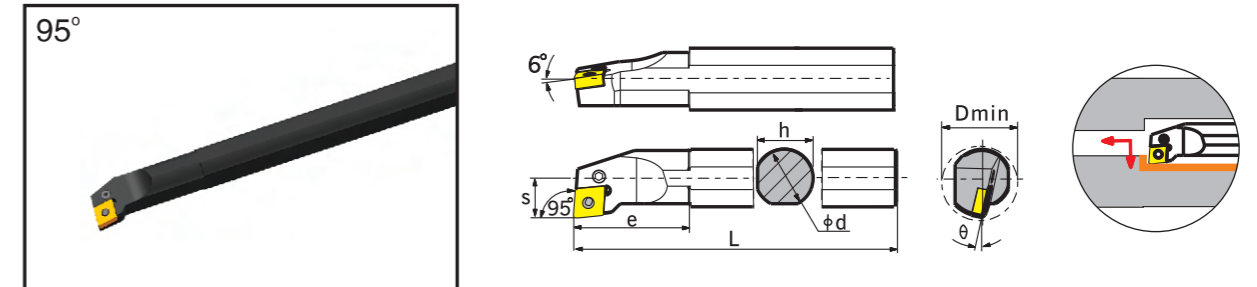


9. Cutting edge length



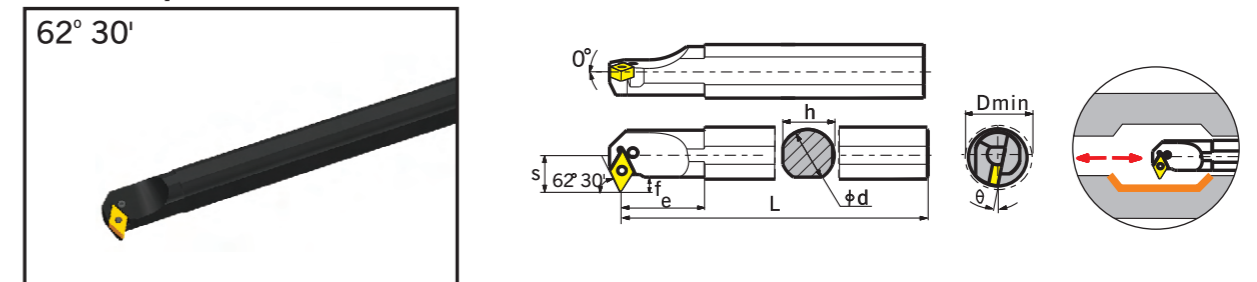
Turning tools

PCLNR/L



Type	Dimension(mm)								Applicable Inserts	Screw	Wrench	Lever	Shim	Shim pin	
	Stock R	Stock L	Dmin	phi d	h	L	s	theta							e
S16Q-PCLNR/L09			20	16	15	180	11	-12°	28	CN00 090300	VHX0509	S2	LV3C	-	-
S20Q-PCLNR/L09			25	20	18	180	13	-11°	31						
S25R-PCLNR/L09			32	25	23	200	17	-10°	35						
S20Q-PCLNR/L12			25	20	18	180	13	-11°	31	CN00 120400	VHX0613	S2.5	LV4A	PC12318B	SP4
S25R-PCLNR/L12			32	25	23	200	17	12°	40						
S32S-PCLNR/L12			44	32	30	250	22	-10°	50						
S40T-PCLNR/L12			54	40	37	300	27	-10°	55	CN00 190600	VHX0821	S3	LV4	PC19476	SP6
S50U-PCLNR/L12			63	50	47	350	35	-10°	56						
S50U-PCLNR/L19			63	50	47	350	35	-10°	63						

PDSNR/L

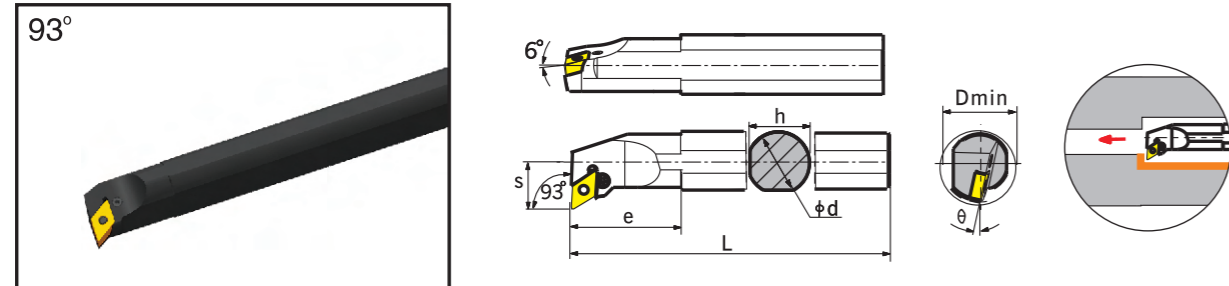


Type	Dimension(mm)									Applicable Inserts	Screw	Wrench	Lever	Shim	Shim pin	
	Stock R	Stock L	Dmin	phi d	h	L	s	theta	e							f
S32S-PDSNR/L15			40	32	30	350	22	-11°	45	8.5	DN00 150600	VHX0821	S3	LV4B	PD15318	SP4
S40T-PDSNR/L15			50	40	37	400	27	-11°	43	9.4						
S32S-PDSNR/L15-3			40	32	30	350	22	-11°	45	8.5	DN00 150400	VHX0821	S3	LV4	PD15318	SP4
S40T-PDSNR/L15-3			50	40	37	400	27	-11°	43	9.4						

● Stock ○ in Production order

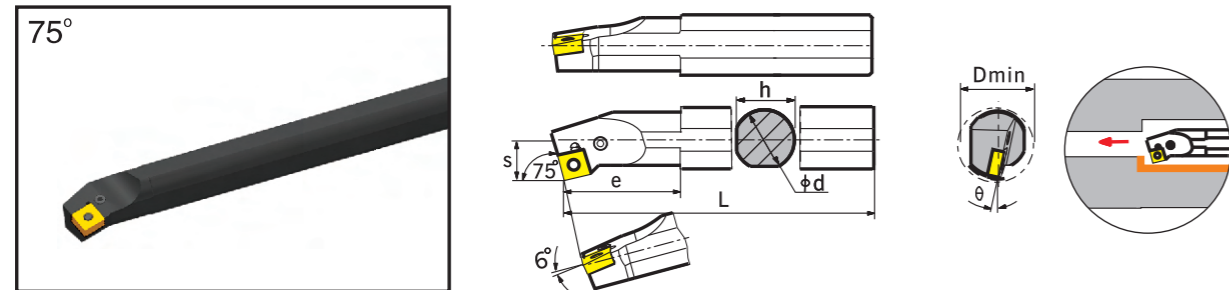
Turning tools

PDUNR/L



Type	Dimension(mm)								Applicable Inserts	Screw	Wrench	Lever	Shim	Shim pin	
	Stock		Dmin	φd	h	L	s	ε°							e
	R	L													
S20Q-PDUNR/L 11			25	20	18	250	13	-16°	30	DN□ 1104□	VHX0512B	S2	LV3D	-	-
S25R-PDUNR/L 11			32	25	23	300	17	-13°	35		VHX0617	S2.5	LV3	PD11270	SP3
S32S-PDUNR/L 11			40	32	30	350	22	-16°	40	DN□ 1506□	VHX0821	S3	LV4B	PD15318	SP4
S32S-PDUNR/L 15			40	32	30	350	22	-16°	50						
S40T-PDUNR/L 15			50	40	37	400	27	-11°	50	DN□ 1504□	VHX0821	S3	LV4	PD15318	SP4
S32S-PDUNR/L 15-3			40	32	30	350	22	-16°	50						
S40T-PDUNR/L 15-3			50	40	37	400	27	-11°	50						

PSKNR/L

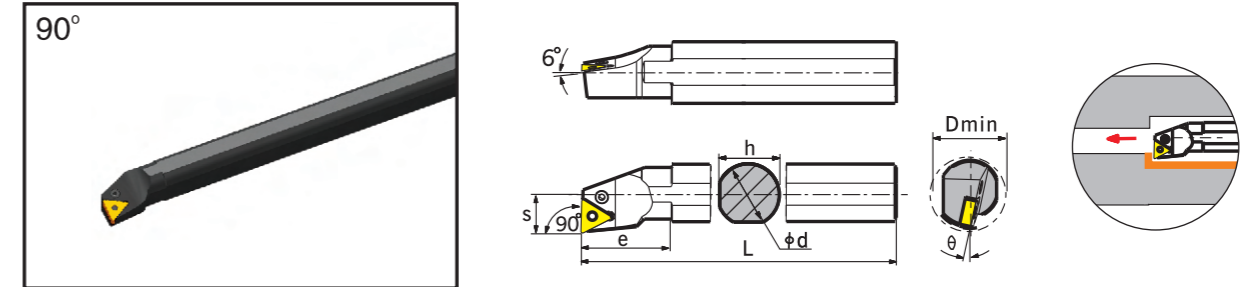


Type	Dimension(mm)								Applicable Inserts	Screw	Wrench	Lever	Shim	Shim pin	
	Stock		Dmin	φd	h	L	s	ε°							e
	R	L													
S25R-PSKNR/L 12			32	25	23	300	17	-12°	42	SN□ 1204□	VHX0613	S2.5	LV4A	-	-
S32S-PSKNR/L 12			44	32	30	350	22	-10°	45		VHX0821	S3	LV4	PS12318	SP4
S40T-PSKNR/L 12			54	40	37	400	27	-10°	50						

● Stock ○ in Production order

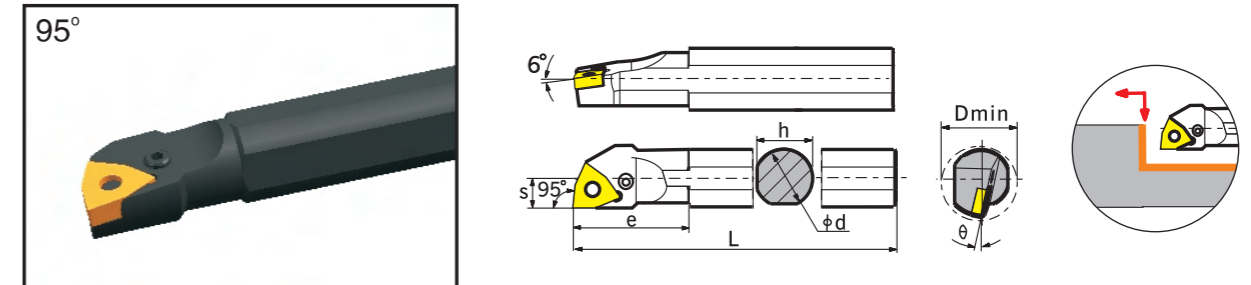
Turning tools

PTFNR/L



Type	Dimension(mm)								Applicable Inserts	Screw	Wrench	Lever	Shim	Shim pin	
	Stock		Dmin	φd	h	L	s	ε°							e
	R	L													
S16Q-PTFNR/L 11			20	16	15	200	11	-14°	28	TN□ 1103□	VHX0509	S2	LV2	-	-
S20Q-PTFNR/L 11			25	20	18	250	13	-12°	31						
S25R-PTFNR/L 11			32	25	23	300	17	-10°	35	TN□ 1604□	VHX0512	S2	LV3B	-	-
S25R-PTFNR/L 16			32	25	23	300	17	-12°	42						
S32S-PTFNR/L 16			44	32	30	350	22	-10°	50	VHX0613	S2.5	LV3	Pt16476	SP3	
S40T-PTFNR/L 16			54	40	37	400	27	-10°	55						

PWLNRL

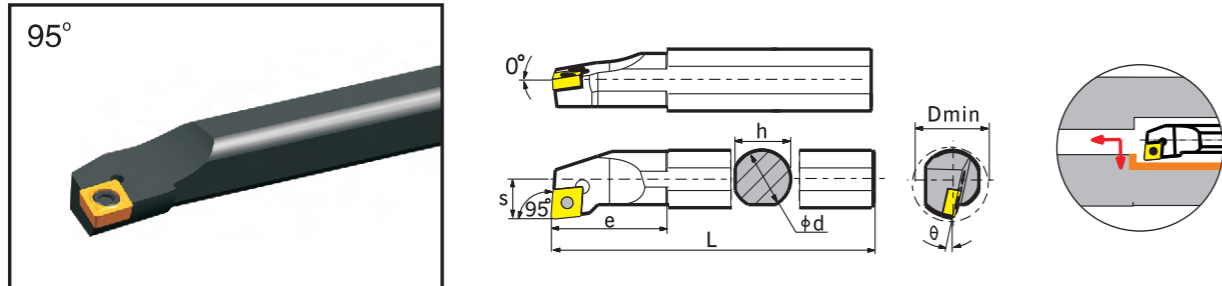


Type	Dimension(mm)								Applicable Inserts	Screw	Wrench	Lever	Shim	Shim pin	
	Stock		Dmin	φd	h	L	s	ε°							e
	R	L													
S16Q-PWLNRL/L06			20	16	15	180	11	-13°	28	WN□ 0603□	VHX0512	S2	LV3B	-	-
S20Q-PWLNRL/L06			25	20	18	180	13	-13°	31						
S25R-PWLNRL/L06			20	25	23	200	17	-13°	35	WN□ 0804□	VHX0613	S2.5	LV4A	-	-
S20Q-PWLNRL/L08			25	20	18	180	13	-13°	42						
S25R-PWLNRL/L08			32	25	23	200	17	-13°	50	VHX0821	S3	LV4	PW 08318	SP 4	
S32S-PWLNRL/L08			40	32	30	250	22	-13°	55						
S40T-PWLNRL/L08			50	40	42	300	30	-13°							

● Stock ○ in Production order

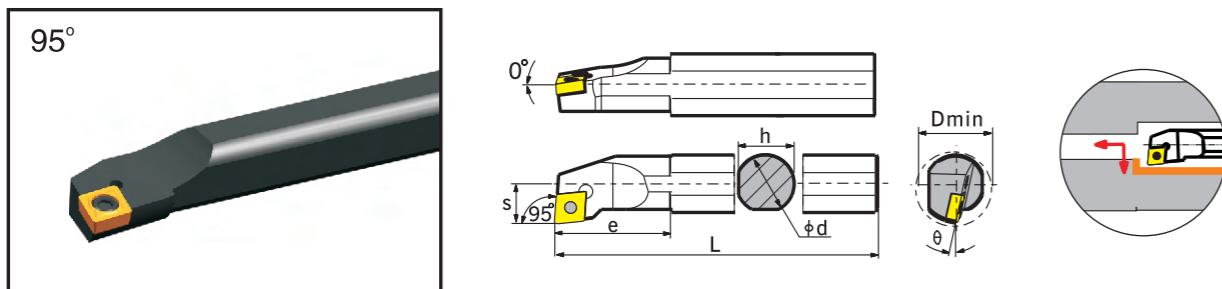
Turning tools

SCLCR/L



Type	Dimension(mm)								Applicable Inserts	Screw	Wrench	
	Stock		Dmin	φd	h	L	s	θ°				
	R	L										
S08K-SCLCR/L 06	●	●	10	8	7	125	5	-15°	14	CC ₃ T 0602□□	L60M2.5X5	T08
S10K-SCLCR/L 06	●	●	12	10	9	150	6	-13°	14			
S12M-SCLCR/L 06	●	●	16	12	11	150	9	-10°	25			
S12M-SCLCR/L 09	●	●	16	12	11	150	9	-10°	25	CC ₃ T 09T3□□	L60M4X8	T15
S16Q-SCLCR/L 09	●	●	20	16	15	180	11	-12°	32.5			
S20Q-SCLCR/L 09	●	●	25	20	18	180	13	-8°	38			
S25R-SCLCR/L 09	●	●	32	25	23	200	17	-6°	45	CC ₃ T 1204□□	L60M5X12	T20
S25R-SCLCR/L 12	○	○	32	25	23	250	17	-6°	45			
S32S-SCLCR/L 12	○	○	40	32	30	250	22	-10°	50			
S40T-SCLCR/L 12	○	○	50	40	37	300	27	-8°	60			

SCLCR/L-H

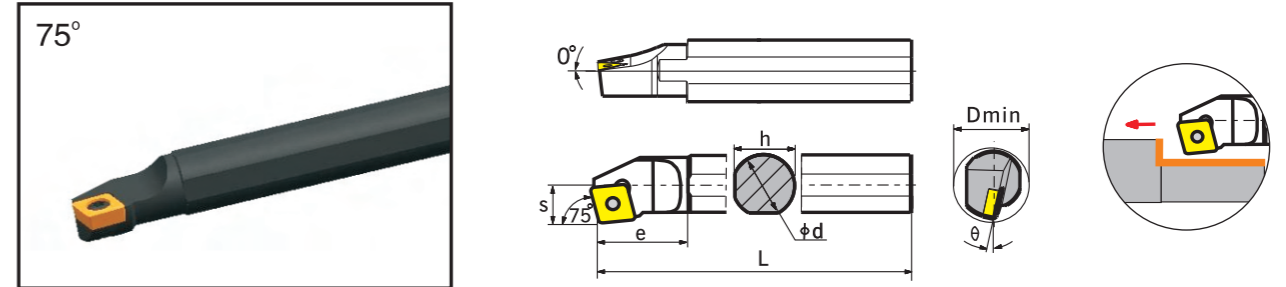


Type	Dimension(mm)								Applicable Inserts	Screw	Wrench	
	Stock		Dmin	φd	h	L	s	θ°				
	R	L										
S08K-SCLCR/L 06H09	●	○	9	8	7	125	5	-15°	14	CC ₃ T 0602□□	L60M2.5X5	T08
S10K-SCLCR/L 06H11	●	○	11	10	9	150	6	-13°	14			
S12M-SCLCR/L 06H13	●	○	13	12	11	150	9	-10°	25			
S16Q-SCLCR/L 09H17	●	●	17	16	15	180	11	-12°	32.5	CC ₃ T 09T3□□	L60M4X8	T15

● Stock ○ in Production order

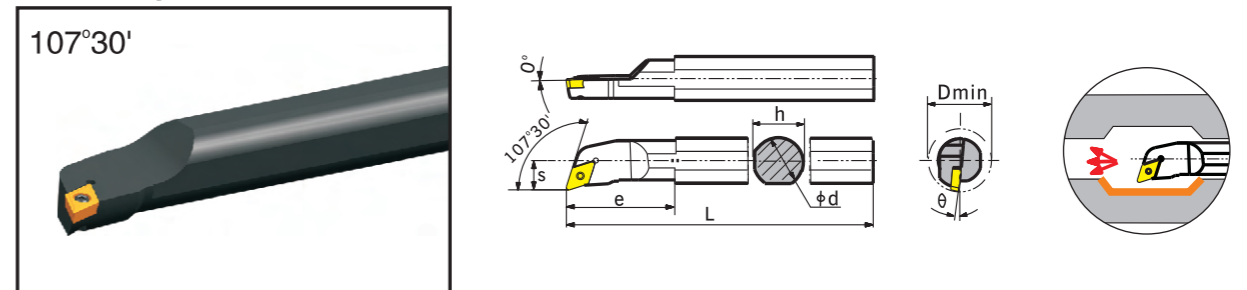
Turning tools

SCKCR/L



Type	Dimension(mm)								Applicable Inserts	Screw	Wrench	
	Stock		Dmin	φd	h	L	s	θ°				
	R	L										
S08K-SCKCR/L06	○	○	10	8	7	125	5.5	13°	25	CC ₃ T 0602□□	L60M2.5X5	T08
S10K-SCKCR/L06	●	●	13	10	9	125	7	12°	25			
S12M-SCKCR/L06	○	○	16	12	11	150	8.5	10°	25			
S12M-SCKCR/L09	●	●	16	12	11	150	8.5	12°	30	CC ₃ T 09T3□□	L60M2.5X5	T15
S16N-SCKCR/L09	●	●	20	16	15	160	11	10°	33			
S20Q-SCKCR/L09	●	●	24	20	19	180	13	8°	35			
S25R-SCKCR/L09	●	●	31	26	24	200	17	8°	40			

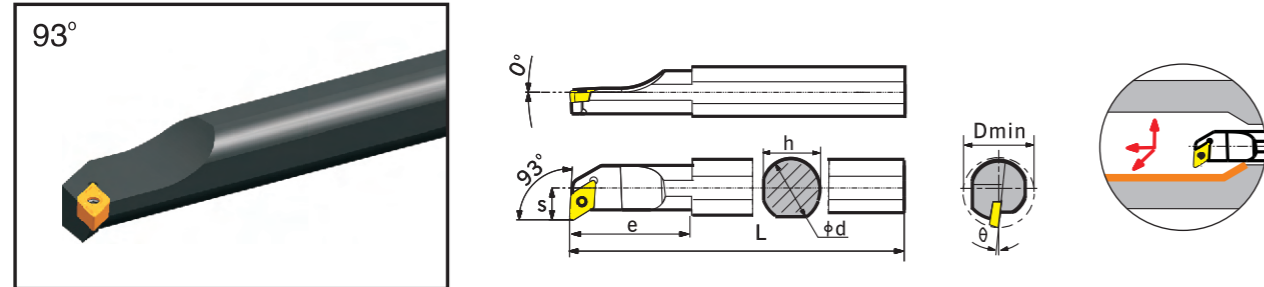
SDQCR/L



Type	Dimension(mm)								Applicable Inserts	Screw	Wrench	
	Stock		Dmin	φd	h	L	s	θ°				
	R	L										
S08K-SDQCR/L07	●	○	10	8	7	125	5	-8°	14	DC ₃ T 0702□□	L60M2.5X5	T08
S10K-SDQCR/L 07	●	●	13	10	9	150	7	-8°	20			
S12M-SDQCR/L 07	●	●	16	12	11	150	9	-8°	22			
S16Q-SDQCR/L 07	●	○	20	16	15	180	11	-6°	27	DC ₃ T 11T3□□	L60M4X8	T15
S20Q-SDQCR/L 11	○	○	25	20	18	180	13	-6°	32			
S25R-SDQCR/L 11	○	○	32	25	23	200	17	-6°	32			

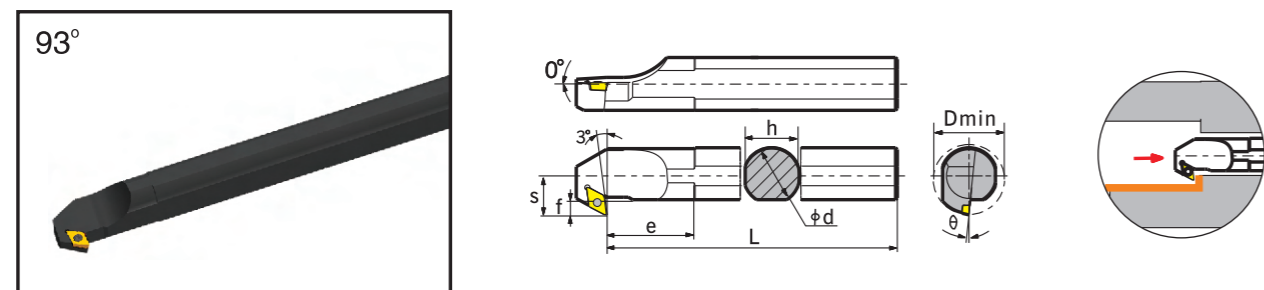
Turning tools

SDUCR/L



Type	Dimension(mm)									Applicable Inserts	Screw	Wrench
	Stock		Dmin	φd	h	L	s	θ'	e			
	R	L										
S08K-SDUCR/L07	○	○	13	08	9	125	7	-8°	22	DC□ T0702□□	L60M2.5X5	T08
S10K-SDUCR/L 07	●	●	13	10	9	125	7	-8°	22			
S12M-SDUCR/L 07	●	●	16	12	11	150	9	-8°	22			
S16Q-SDUCR/L 07	●	●	20	16	15	180	11	-6°	27	DC□ T11T3□□	L60M4X8	T15
S20Q-SDUCR/L 11	●	●	25	20	18	180	13	-6°	40			
S25R-SDUCR/L 11	●	●	32	25	23	200	17	-6°	46			

SDZCR/L

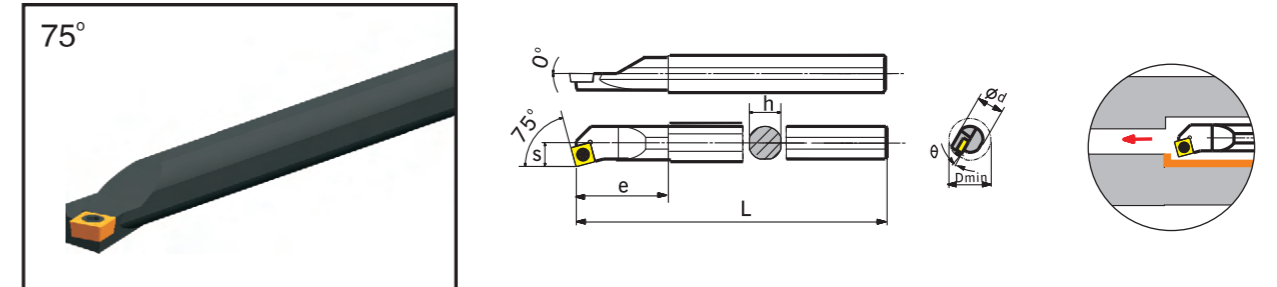


Type	Dimension(mm)										Applicable Inserts	Screw	Wrench
	Stock		Dmin	φd	h	L	s	θ'	e	f			
	R	L											
S16Q-SDZCR/L11	●	●	22	16	15	180	11	-6°	22	6.9	DC□ T11T3□□	L60M4X8	T15
S20Q-SDZCR/L11	●	●	27	20	18	180	15	-6°	25	6.9			
S25R-SDZCR/L 11	●	○	33	25	23	200	17	-6°	30	6.9			
S32S-SDZCR/L 11	○	○	40	32	30	250	22	-6°	39	8.4			
S40T-SDZCR/L 11			50	40	37	300	27	-4°	47	9.4			

● Stock ○ in Production order

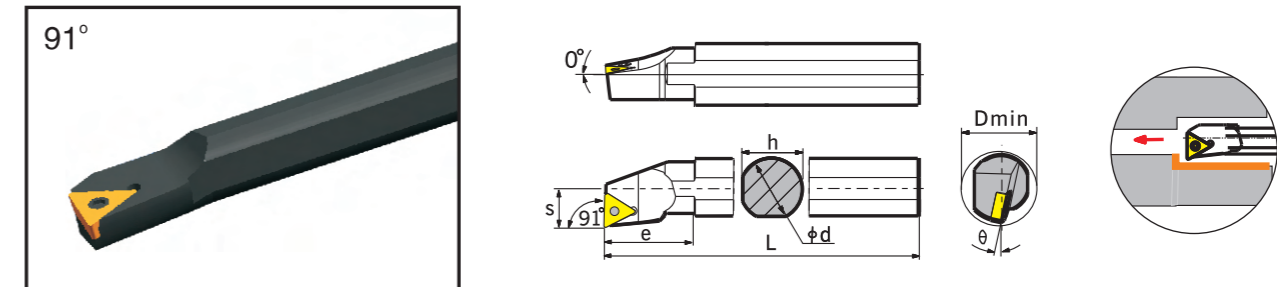
Turning tools

SSKCR/L



Type	Dimension(mm)									Applicable Inserts	Screw	Wrench
	Stock		Dmin	φd	h	L	s	θ'	e			
	R	L										
S12M-SSKCR 09	●	●	16	12	11	150	9	-10°	26	SC□ T 09T3□□	L60M4X8	T15
S16Q-SSKCR 09	●	●	20	16	15	180	11	-11°	32.5			
S20Q-SSKCR 09	●	●	25	20	18	180	13	-6°	34.5			
S25R-SSKCR 12	●	●	32	25	23	200	17	-8°	36.3	SC□ T 1204□□	L60M5X12	T20
S32S-SSKCR 12	○	○	40	32	30	250	22	-10°	43.5			

STFCR/L

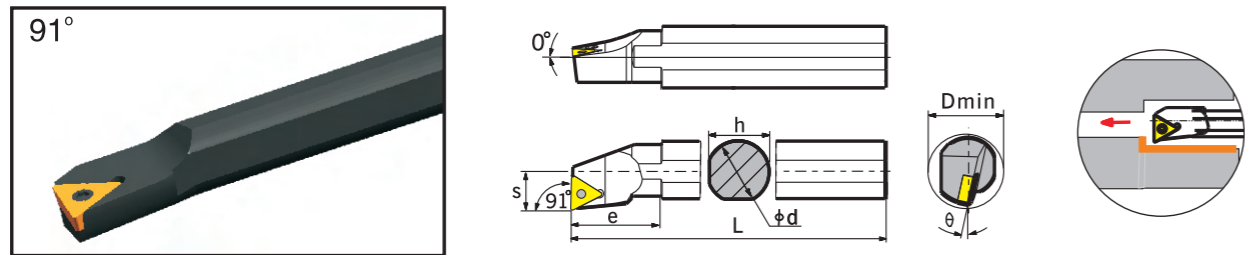


Type	Dimension(mm)									Applicable Inserts	Screw	Wrench
	Stock		Dmin	φd	h	L	s	θ'	e			
	R	L										
S08K-STFCR/L09	○	○	10	08	7	125	5	-10°	14	TC□ T 09T□□	L60M2.5X5	T08
S10K-STFCR/L09	●	●	12	10	9	125	6	-13°	25			
S12M-STFCR/L 09	○	○	16	12	11	150	9	-10°	30			
S12M-STFCR/L11	●	●	16	12	11	150	11	-6°	30	TC□ T 1102□□	L60M2.5X5	T08
S16Q-STFCR/L 11	●	●	20	16	15	180	11	-6°	35			
S20Q-STFCR/L 11	●	●	25	20	18	180	13	-3°	36			
S25R-STFCR/L 16	●	●	32	25	23	200	17	-6°	49	TC□ T 16T3□□	L60M4X8	T15
S32S-STFCR/L 16	○	○	40	32	30	250	22	-10°	50			
S40T-STFCR/R 16			50	40	37	300	27	-8°	60			

● Stock ○ in Production order

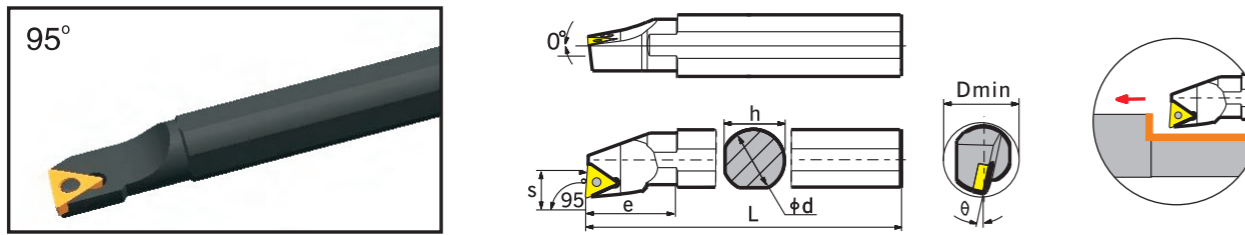
Turning tools

STFPR/L



Type	Dimension(mm)									Applicable Inserts	Screw	Wrench
	Stock		Dmin	phi d	h	L	s	theta	e			
	R	L										
S08K-STFPR/L11H09	○	○	10	08	9	125	5	-10°	14	TP□ T 0902□□ TP□ T 1102□□ TP□ T 1103□□	L60M2.5X5	T08
S10K-STFPR/L11H11	○	○	12	10	11	125	6	-13°	25			
S12M-STFPR/L 11H13	○	○	16	12	13	150	9	-10°	30			
S16Q-STFPR/L 11H17	○	○	20	16	17	180	11	-6°	35			

STUCR/L

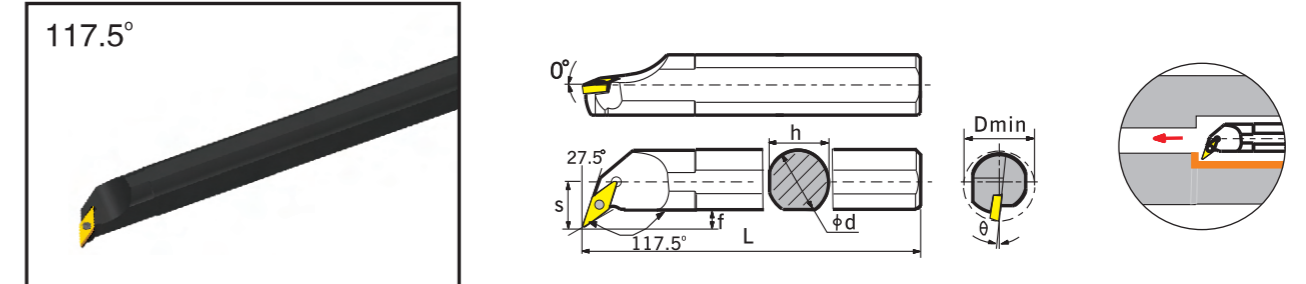


Type	Dimension(mm)									Applicable Inserts	Screw	Wrench
	Stock		Dmin	phi d	h	L	s	theta	e			
	R	L										
S08K-STUCR/L09	○	○	11	08	7	125	5.5	15°	23	TC□ T 09T□□	L60M2.5X5	T08
S08K-STUCR/L09-A16	●	●	11	16	7	125	5.5	15°	24			
S10K-STUCR/L09	○	○	13	10	9	125	7	13°	24			
S10K-STUCR/L09-A16	●	●	13	16	9	125	7	13°	30			
S10K-STUCR/L11	○	○	13	10	9	125	7	12°	24	TC□ T 1102□□	L60M2.5X5	T08
S10K-STUCR/L11-A16	●	●	16	16	9	125	7	12°	30			
S12M-STUCR/L11	○	○	16	12	11	150	8.5	10°	27			
S12M-STUCR/L11-A16	○	○	16	16	11	150	8.5	10°	30			
S16Q-STUCR/L11			20	16	15	160	11	8°	30	TC□ T 16T3□□	L60M4X8	T15
S20Q-STUCR/L11			25	20	19	180	13	6°	35			
S25R-STUCR/L11			31	25	24	200	17	4°	40			
S20Q-STUCR/L16			25	20	19	180	13	8°	40			
S25R-STUCR/L16			31	25	24	200	17	6°	40			
S32S-STUCR/L16			39	32	30	250	22	4°	45			
S40T-STUCR/R16			50	40	38	300	27	2°	55			
S50U-STUCR/L16			60	50	48	350	31	0°	60			

● Stock ○ in Production order

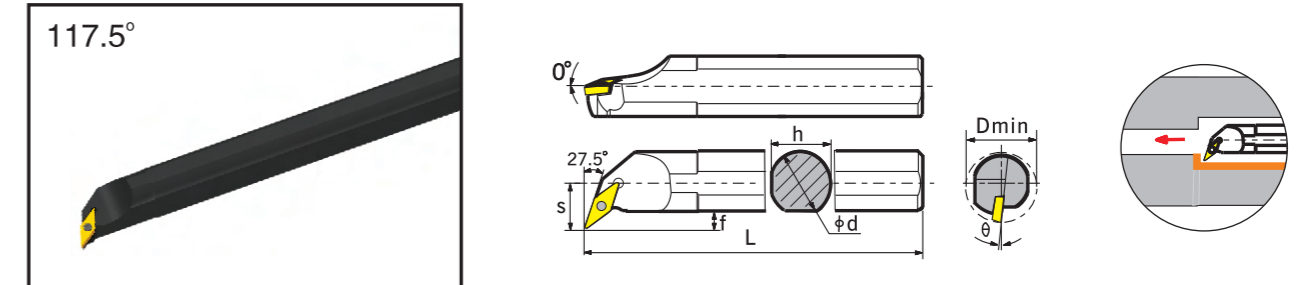
Turning tools

SVQCR/L



Type	Dimension(mm)										Applicable Inserts	Screw	Wrench
	Stock		Dmin	phi d	h	L	s	theta	e	f			
	R	L											
S20Q-SVQCR/L16	●		27	20	18	180	14	-8°	41	6.9	VC□ T 1604□□	L60M4X8	T15
S25S-SVQCR/L16	●	○	32	25	23	200	17	-8°	49	6.9			
S32S-SVQCR/L 16	○		40	32	30	250	23	-8°	56	8.4			
S40T-SVQCR/L 16			50	40	37	300	27	-8°	64	9.4			

SVQBR/L

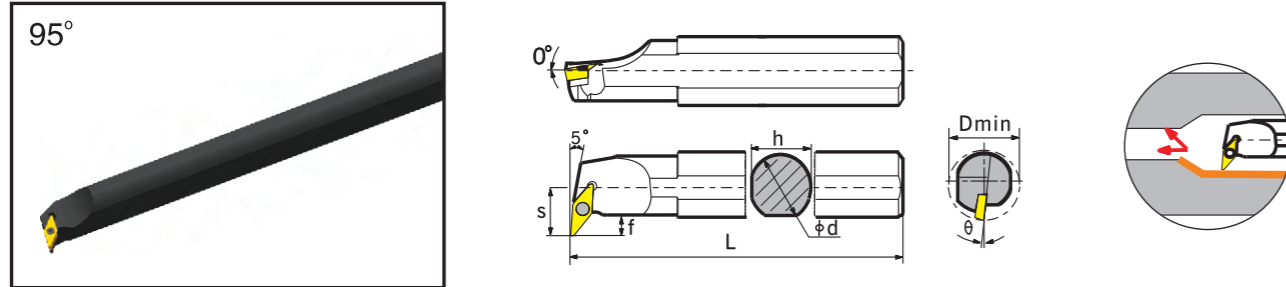


Type	Dimension(mm)										Applicable Inserts	Screw	Wrench
	Stock		Dmin	phi d	h	L	s	theta	e	f			
	R	L											
S20Q-SVQBR/L16	●	●	27	20	18	180	14	-8°	35	6.9	VC□ T 1604□□	L60M4X8	T15
S25R-SVQBR/L16	○	○	32	25	23	200	17	-8°	49	6.9			
S32S-SVQBR/L 16	○		40	32	30	250	23	-8°	56	8.4			
S40T-SVQBR/L 16	○		50	40	37	300	27	-8°	64	9.4			

● Stock ○ in Production order

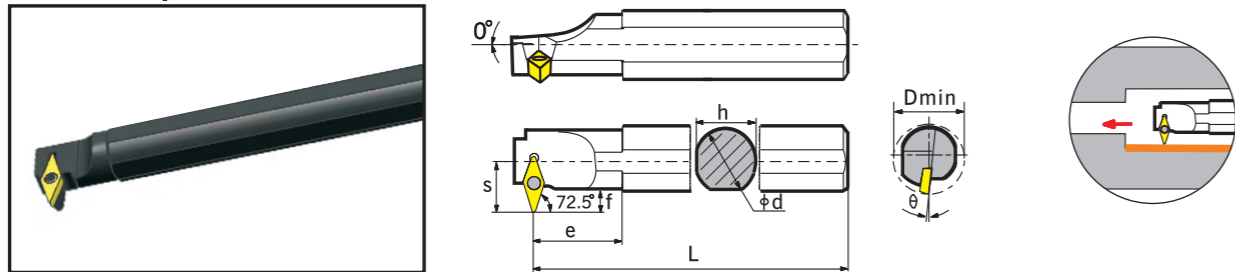
Turning tools

SVUCR/L



Type	Dimension(mm)										Applicable Inserts	Screw	Wrench
	Stock		Dmin	φd	h	L	s	θ	e	f			
R	L												
S16Q-SVUCR/L11	●	●	22	16	15	160	12.5	-8°	32.5	6.9	VC T 1103□	L60M2.5X5	T08
S20Q-SVUCR/L16	○	○	31	20	18	180	15	-8°	38	6.9			
S25R-SVUCR/L16	○		35	25	23	180	17	-8°	45	8.4	VC T 1604□	L60M4X8	T15
S32S-SVUCR/L 16	○		42	32	30	250	22	-8°	49	8.4			
S40T-SVUCR/L 16			51	40	37	300	27	-8°	56.5	9.4			

SVWCR/L

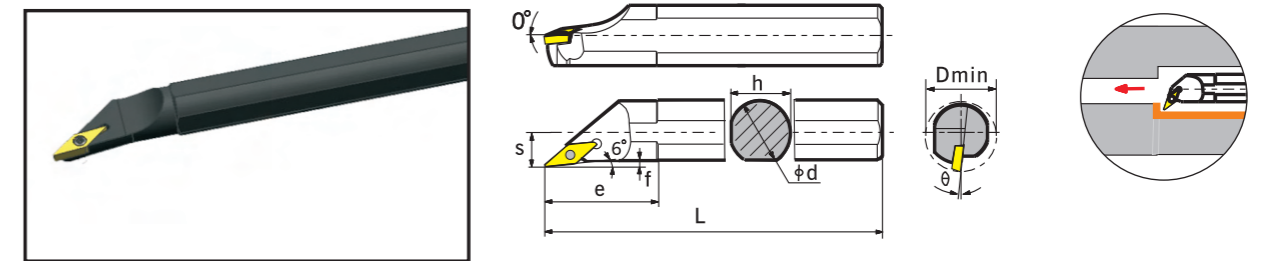


Type	Dimension(mm)										Applicable Inserts	Screw	Wrench
	Stock		Dmin	φd	h	L	s	θ	e	f			
R	L												
S16Q-SVWCR/L11	●	●	30	25	15	160	11	-8°	32.5	6.9	VC T 1103□	L60M2.5X5	T08
S20Q-SVWCR/L16	○	○	25	28	18	180	15	-8°	38	6.9			
S25R-SVWCR/L16	○		32	34	23	180	17	-8°	45	8.4	VC T 1604□	L60M4X8	T15
S32S-SVWCR/L 16	○		40	42	30	250	22	-8°	49	8.4			
S40T-SVWCR/L 16			50	50	37	300	27	-8°	56.5	9.4			

● Stock ○ in Production order

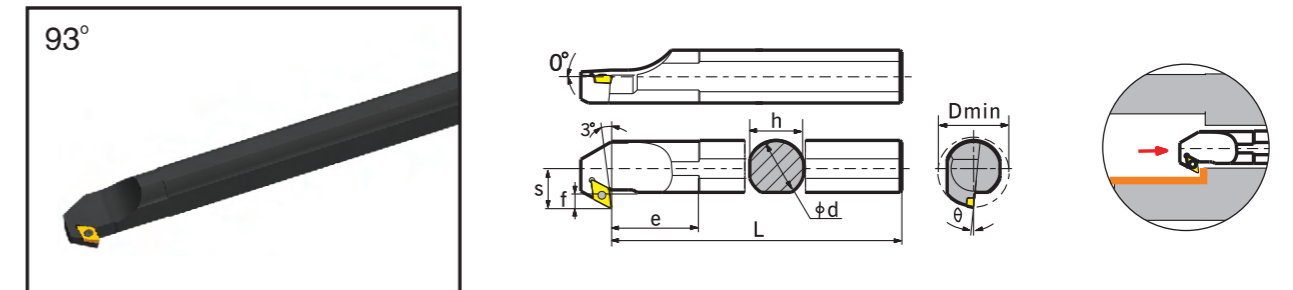
Turning tools

SVXCR/L



Type	Dimension(mm)										Applicable Inserts	Screw	Wrench
	Stock		Dmin	φd	h	L	s	θ	e	f			
R	L												
S16Q-SVXCR/L11	●	●	20	16	15	160	11	-8°	32.5	6.9	VC T 1604□	L60M4X8	T15
S20Q-SVXCR/L16	○	○	25	20	18	180	15	-8°	38	6.9			
S25S-SVXCR/L16	○		32	25	23	180	17	-8°	45	8.4	VC T 1604□	L60M4X8	T15
S32S-SVXCR/L 16	○		40	32	30	250	22	-8°	49	8.4			
S40T-SVXCR/L 16			50	40	37	300	27	-8°	56.5	9.4			

SVZCR/L



Type	Dimension(mm)										Applicable Inserts	Screw	Wrench
	Stock		Dmin	φd	h	L	s	θ	e	f			
R	L												
S16Q-SVZCR/L11	●	●	22	16	15	160	11	-8°	32.5	6.9	VC T 1103□	L60M2.5X5	T08
S20Q-SVZCR/L16	○	○	28	20	18	180	15	-8°	38	6.9			
S25S-SVZCR/L16	○		34	25	23	180	17	-8°	45	8.4	VC T 1604□	L60M4X8	T15
S32S-SVZCR/L 16	○		42	32	30	250	22	-8°	49	8.4			
S40T-SVZCR/L 16			50	40	37	300	27	-8°	56.5	9.4			

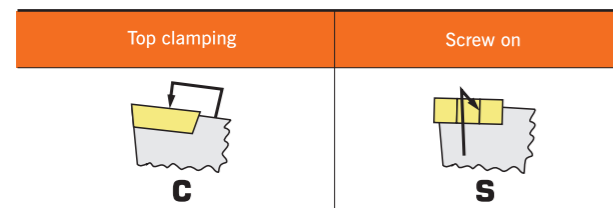
● Stock ○ in Production order

Turning tools

Example



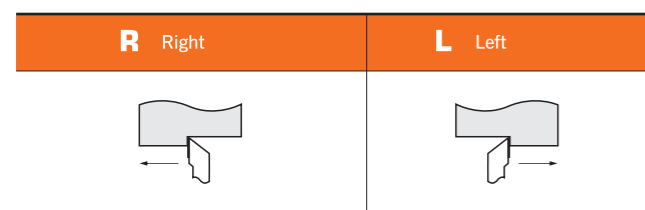
1. Clamping system



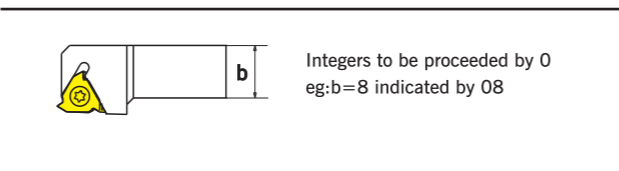
2. Type of screw

N	Internal
W	External

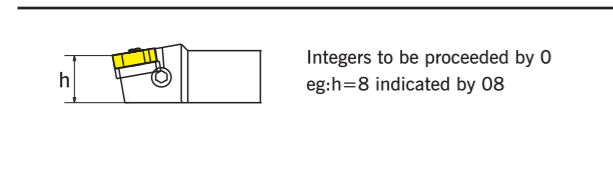
3. Hand of tools



4. Shank width



5. Height

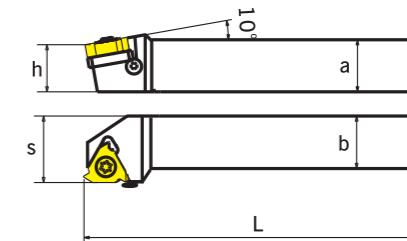
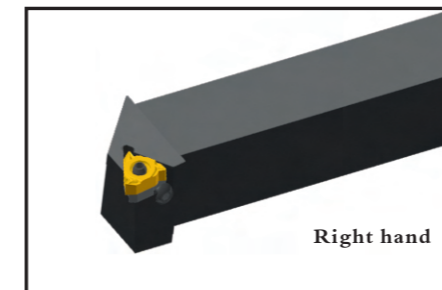


7. Insert Dimension

Code	Cutting edge length	Inscribed circle dia.
11	11	6.35
16	16	9.525
22	22	12.70

Turning tools

External threading tools

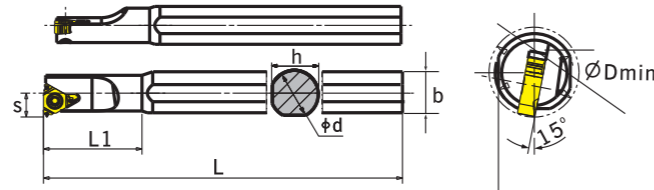



Type	Dimension(mm)							Applicable Inserts	Screw	Shim	Shim Screw	Wrench	
	Stock		a	h	b	L	s						
	R	L											
SWR/L	1010H11H		10	10	10	100	16	R/LT11.01W-□□GM	L60 M2.5×6			T08	
	1212H11H		12	12	12	100	16						
	1616H16H	●	●	16	16	16	100	20	R/LT16.01W-□□GM	L60 M3.5×12	TT16-□□	SS04008	T15 S2.5
	2020K16H	●	●	20	20	20	125	25					
	2525M16H	●	●	25	25	25	150	32					
	3225P16H	●	●	32	32	25	170	32					
	3232P16H	●	●	32	32	32	170	40					
2525M22H	●	●	25	25	25	150	32	R/LT22.01W-□□GM	L60 M4×17	TT22-□□	SS04008	T20 S2.5	
3225P22H	●	○	32	32	25	170	32						
3232P22H	○	○	32	32	32	170	40						

Type	Dimension(mm)							Applicable Inserts	Screw	Shim	Shim Screw	Wrench	
	Stock		a	h	b	L	s						
	R	L											
SWR/L	1010H11		10	10	10	100	16	11ER/L	L60 M2.5×6			T08	
	1212H11		12	12	12	100	16						
	1616H16	●	●	16	16	16	100	20	16ER/L	L60 M3.5×12	TT16-□□	SS04008	T15 S2.5
	2020K16	●	●	20	20	20	125	25					
	2525M16	●	●	25	25	25	150	32					
	3225P16	●	●	32	32	25	170	32					
	3232P16	●	●	32	32	32	170	40					
	2525M22	●	●	25	25	25	150	32	22ER/L	L60 M4×17	TT22-□□	SS04008	T20 S2.5
	3225P22	●	○	32	32	25	170	32					
	3232P22	○	○	32	32	32	170	40					

● Stock ○ in Production order

Internal threading tools



Type	Dimension(mm)								Applicable Inserts	Shim	Screw	Wrench
	Stock	d	L	b	Dmin	s	h	L1				
SNL0010K11H	○	10	125	12.5	12	6	9.5	32	LT11.01N-□□GM		L60 M2.5×5	T08
SNL0012K11H	○	12	125	12.5	16	6	11.5	32				
SNL0013M16H	○	13	150	15	16	10	15.5	32	LT16.01N-□□GM		L60 M3.5×8	T15
SNL0016M16H	●	16	150	15	20	12	15.5	45				
SNL0020Q16H	●	20	180	18	25	14	19.5	40	RT11.01N-□□GM		L60 M2.5×5	T08
SNL0025R16H	●	25	200	20	30	16	24	45				
SNR0010K11H	○	10	125	12.5	15	6	9.5	32	RT16.01N-□□GM	TT16-□□	L60 M3.5×8	T15
SNR0012K11H	●	12	125	12.5	16	6	11.5	32				
SNR0013M16H	○	16	150	15	16	10	15.5	32				
SNR0016M16H	●	16	150	15	20	12	15.5	45				
SNR0020Q16H	●	20	180	18	25	14	19.5	40				
SNR0025R16H	●	25	200	25	30	14	24	45				

Type	Dimension(mm)								Applicable Inserts	Shim	Screw	Wrench
	Stock	d	L	b	Dmin	s	h	L1				
SNL0010K11	○	10	125	12.5	12	6	9.5	32	16IR-□□		L60 M2.5×5	T08
SNL0012K11	○	12	125	12.5	16	6	11.5	32				
SNL0013M16	○	13	150	15	16	10	15.5	32	16IR-□□		L60 M3.5×8	T15
SNL0016M16	●	16	150	15	20	12	15.5	45				
SNL0020Q16	●	20	180	18	25	14	19.5	40	16IR-□□		L60 M2.5×5	T08
SNL0025R16	●	25	200	20	30	16	24	45				
SNR0010K11	○	10	125		15	6	9.5	32	16IR-□□		L60 M3.5×8	T15
SNR0012K11	●	12	125		16	6	11.5	32				
SNR0013M16	○	16	150		16	10	15.5	32	16IR-□□	TT16-□□	L60 M3.5×8	T15
SNR0016M16	●	16	150		20	12	15.5	45				
SNR0020Q16	●	20	180		25	14	19.5	40	16IR-□□	TT16-□□	L60 M3.5×8	T15
SNR0025R16	●	25	200		30	14	24	45				
SNR0032S16		32	250		36	20	30	55	22IR-□□	TT22-□□	L60 M4×12	T20
SNR0032S22		32	250		38	22	30	55				
SNR0040T22		40	300		46	26	38	60				

● Stock ○ in Production order

Parting and grooving holders code key

External and surface cutting

Q	F	G	D	25	25	R	22	52	H
1	2	3	4	5	6	7	8	9	10

- code of grooving tool Q : parting and grooving P: Parting
- Machining way E : External turning F: Surface turning
- code of locating slot
Consistency to the code of locating slot and width range of cutting blade
- code of matching insert's blade S : single blade D : double blades
- height
- shank width
- Hand of tools R :right L :left
- maximum depth of cutting
- Minimum diameter of first cutting
- H: straight L : Bend

Internal cutting

C	32	S	-	Q	G	D	R	11	-	44
1	2	3		4	5	6	7	8		9

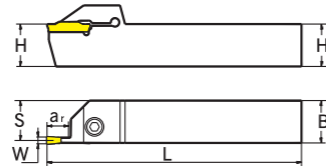
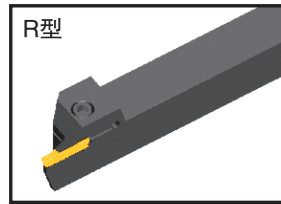
- Clamping system
- Diameter of toolholder
- Tool length
- code of grooving tools
- code of locating slot
- matching insert's edges
- Hand of tools R :right L :left
- maximum depth of cutting
- Minimum bore diameter of machining

Height of blades

P	H	S	32	32
1	2	3	4	5

- parting toolholder
- base of toolholder
- matching insert's edges
- specification of blade
- height of blade

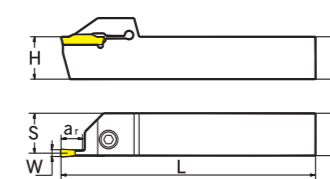
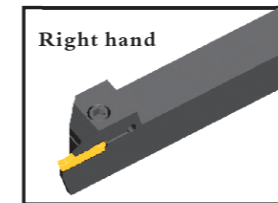
External Parting, Grooving and Turning Tools



Type	Dimension(mm)						Inserts	Screw	Wrench
	H×B	L	S	W	a _{r,max}				
QEED	1616R/L10	16x16	125	15	2.5	10	Z*ED*****	M5×20	S4
	1616R/L17	16x16	125	15	2.5	17	Z*ED*****		
	2020R/L10	20x20	125	19	2.5	10	Z*ED*****	M6×20	S5
	2020R/L17	20x20	125	19	2.5	17	Z*ED*****		
	2525R/L10	25x25	150	24	2.5	10	Z*ED*****		
	2525R/L17	25x25	150	24	2.5	17	Z*ED*****		
QEFD	1616R/L10	16x16	125	14.8	3	10	Z*FD*****	M5×20	S4
	1616R/L17	16x16	125	14.8	3	17	Z*FD*****		
	2020R/L10	20x20	125	18.8	3	10	Z*FD*****		
	2020R/L17	20x20	125	18.8	3	17	Z*FD*****		
	2525R/L10	25x25	150	23.8	3	10	Z*FD*****		
	2525R/L17	25x25	150	23.8	3	17	Z*FD*****		
QEGD	2020R/L13	20x20	140	18.5	4	13	Z*GD*****	M6×20	S5
	2020R/L 22	20x20	140	18.5	4	22	Z*GD*****		
	2525R/L13	25x25	150	23.5	4	13	Z*GD*****		
	2525R/L 22	25x25	150	23.5	4	22	Z*GD*****		
	3232R/L13	32x32	170	30.5	4	13	Z*GD*****		
	3232R/L 22	32x32	170	30.5	4	22	Z*GD*****		
QEHD	2525R/L13	25x25	150	23	5	13	Z*HD*****	M6×20	S5
QEHS	2525N 30	25x25	150	12.5	5	30	Z*HS*****		
QEHD	3232R/L13	32x32	170	30	5	13	Z*HD*****		
QEHS	3232N 30	32x32	170	16	5	30	Z*HS*****		
QEKD	2525R/L13	25x25	150	22.6	6	13	Z*KD*****		
QEKD	2525R/L 22	25x25	150	22.6	6	22	Z*KD*****		
QEKD	3232R/L13	32x32	170	29.6	6	13	Z*KD*****	M6×20	S5
QEKD	3232R/L 22	32x32	170	29.6	6	22	Z*KD*****		
QEKD	3232N 30	32x32	170	16	6	30	Z*KS*****		

★ Parting, grooving, turning, profiling inserts are adaptable to the tools.

External Parting, Grooving and Turning Tools

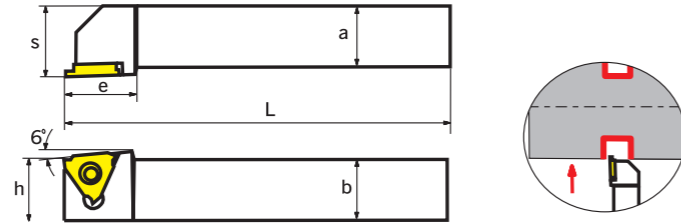



Type	Dimension(mm)					Inserts	Screw	Wrench	
	H	L	S	W	a _{r,max}				
MGEHR/L	1616-2	16	100	15	2	14.5	MGMN200-M	M5×20	S4
	2020-2	20	125	19	2	14.5	MGMN200-M	M6×20	S5
	2525-2	25	150	24	2	14.5	MGMN200-M	M5×20	S4
	1616-2.5	16	100	15	2.5	16.5	MGMN250-M	M6×20	S5
	2020-2.5	20	125	19	2.5	16.5	MGMN250-M	M5×20	S4
	2525-2.5	25	150	24	2.5	16.5	MGMN250-M	M6×20	S5
	1616-3	16	100	14.8	3	18	MGMN300-M	M5×20	S4
	2020-3	20	125	18.8	3	18	MGMN300-M	M6×20	S5
	2020-3-T10	20	125	18.8	3	10	MGMN300-M		
	2525-3	25	150	23.8	3	18	MGMN300-M		
	2525-3-T10	25	150	23.8	3	10	MGMN300-M		
	3232-3	32	170	30.5	3	18	MGMN300-M		
	3232-3-T10	32	170	30.5	3	10	MGMN300-M		
	2020-4	20	125	18.5	4	18	MGMN400-M	M6×20	S5
	2020-4-T10	20	125	18.5	4	10	MGMN400-M		
	2525-4	25	150	23.5	4	18	MGMN400-M		
	2525-4-T10	25	150	23.5	4	10	MGMN400-M		
	3232-4	32	170	30.5	4	18	MGMN400-M		
	3232-4-T10	32	170	30.5	4	10	MGMN400-M		
	2020-5	20	150	18	5	23	MGMN500-M		
	2020-5-T15	20	150	18	5	15	MGMN500-M		
	2525-5	25	150	23	5	23	MGMN500-M		
	2525-5-T15	25	150	23	5	15	MGMN500-M		
	3232-5	32	170	30	5	23	MGMN500-M		
	3232-5-T15	32	170	30	5	15	MGMN500-M		
	2020-6	20	125	17	6	23	MGMN600-M	M6×20	S5
	2020-6-T10	20	125	17	6	10	MGMN600-M		
	2525-6	25	150	22.6	6	23	MGMN600-M		
	2525-6-T15	25	150	22.6	6	15	MGMN600-M		
	3232-6	32	170	29.6	6	23	MGMN600-M		
	3232-6-T15	32	170	29.6	6	15	MGMN600-M		

★ Parting, grooving, turning, profiling inserts are adaptable to the tools.

Turning tools

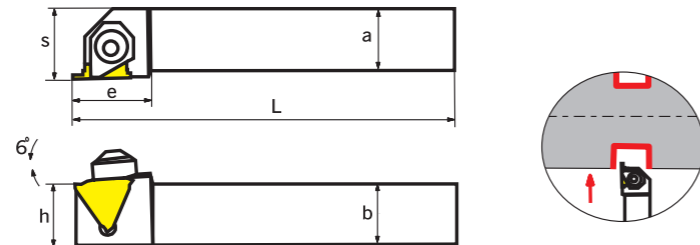
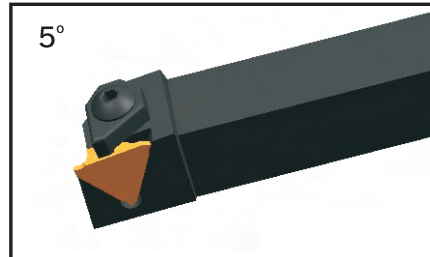
SGTR/L



Type	Dimension(mm)								Applicable Inserts	Clamping screw	Wrench	
	Stock		h	b	L ₁	L ₂	H ₁	f				
	R	L										
SGTR/L	1212H16C	●	●	12	12	100	20	12	16	GLR/L3□□□□	M3.5 × 8	T15
	1616H16C	●	●	15	16	100	20	16	20			
	2020K16C	○	○	20	20	125	20	20	25			
	2525M16C	●	○	25	25	150	20	25	32			
	2020K22C	○	○	20	20	125	30	20	25			
	2525M22C			25	25	150	30	25	32			
										GLR/L4□□□□	M4 × 10	T15

Note: match toshiba's inserts

KGBR/L

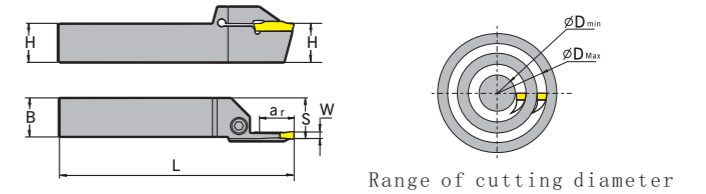
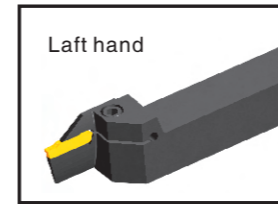


Type	Dimension(mm)								Applicable Inserts	Clamping screw	Clamp	Wrench	
	Stock		a	b	L	h	s	e					
	R	L											
KGBR/L	2020K22-15	●	●	20	20	125	20	25	24	GB32R/050-300	DM 0625	CGBR/L	S4
	2525M22-15	●	●	25	25	150	25	30	25				
	2020K22-25	●	●	20	20	125	20	25	25.5				
	2525M22-25	●	●	25	25	250	25	30	25.5				
	2020K22-35	●	●	20	20	125	20	25	25.5				
	2525M22-35			25	25	150	25	30	25.5				
										GB32R/250-330	DM 0625	CGBR/L	S4
										GB32R/350-480	DM 0625	CGBR/L	S4

Note: match kyocera's insert

Turning tools

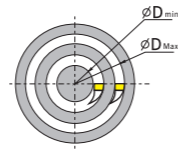
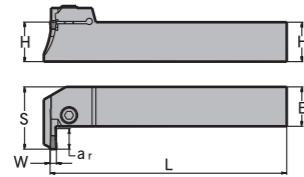
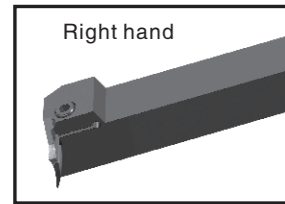
Surface Grooving and Turning Tools



Type	Dimension(mm)						Applicable inserts	Screw	Wrench
	HxB	L	S	W	a _r	∅D (Min-max)			
QFFD2525R/L10-48H	25x25	150	26	3	10	48-66	ZTFD0303-MG	M6×20	S5
QFFD2525R/L17-48H	25x25	150	26	3	17	48-66	ZTFD0303-MG		
QFFD2525R/L10-60H	25x25	150	26	3	10	60-80	ZTFD0303-MG		
QFFD2525R/L17-60H	25x25	150	26	3	17	60-80	ZTFD0303-MG		
QFFD2525R/L10-74H	25x25	150	26	3	10	74-110	ZTFD0303-MG		
QFFD2525R/L17-74H	25x25	150	26	3	17	74-110	ZTFD0303-MG		
QFFD2525R/L10-100H	25x25	150	26	3	10	100-150	ZTFD0303-MG		
QFFD2525R/L17-100H	25x25	150	26	3	17	100-150	ZTFD0303-MG		
QFGD2525R/L13-52H	25x25	150	26	4	13	52-72	ZTGD0404-MG		
QFGD2525R/L 22-52H	25x25	150	26	4	22	52-72	ZTGD0404-MG		
QFGD2525R/L13-64H	25x25	150	26	4	13	64-100	ZTGD0404-MG		
QFGD2525R/L 22-64H	25x25	150	26	4	22	64-100	ZTGD0404-MG		
QFGD2525R/L13-90H	25x25	150	26	4	13	90-140	ZTGD0404-MG		
QFGD2525R/L 22-90H	25x25	150	26	4	22	90-140	ZTGD0404-MG		
QFGD2525R/L13-130H	25x25	150	26	4	13	130-230	ZTGD0404-MG		
QFGD2525R/L 22-130H	25x25	150	26	4	22	130-230	ZTGD0404-MG		
QFHD2525R/L 13-58H	25x25	150	26	5	13	58-96	ZTHD0504-MG		
QFHD2525R/L 22-58H	25x25	150	26	5	22	58-96	ZTHD0504-MG		
QFHD2525R/L 13-86H	25x25	150	26	5	13	86-140	ZTHD0504-MG		
QFHD2525R/L 22-86H	25x25	150	26	5	22	86-140	ZTHD0504-MG		
QFHD2525R/L 13-130H	25x25	150	26	5	13	130-200	ZTHD0504-MG		
QFHD2525R/L 22-130H	25x25	150	26	5	22	130-200	ZTHD0504-MG		
QFHD2525R/L 13-185H	25x25	150	26	5	13	185-400	ZTHD0504-MG		
QFHD2525R/L 22-185H	25x25	150	26	5	22	185-400	ZTHD0504-MG		
QFKD2525R/L 30-185H	25x25	150	26	5	30	185-400	ZTHS0504-MG		
QFKD2525R/L 13-60H	25x25	150	26	6	13	60-100	ZTKD0608-MG		
QFKD2525R/L 22-60H	25x25	150	26	6	22	60-100	ZTKD0608-MG		
QFKD2525R/L 13-88H	25x25	150	26	6	13	88-180	ZTKD0608-MG		
QFKD2525R/L 22-88H	25x25	150	26	6	22	88-180	ZTKD0608-MG		
QFKD2525R/L 13-160H	25x25	150	26	6	13	160-400	ZTKD0608-MG		
QFKD2525R/L 22-160H	25x25	150	26	6	22	160-400	ZTKD0608-MG		
QFKD2525R/L 30-160H	25x25	150	26	6	30	160-400	ZTKS0608-MG		

Turning tools

Surface Grooving and Turning Tools

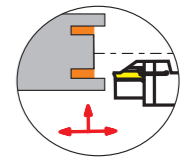
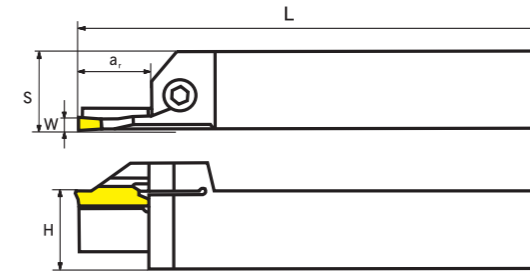



Range of cutting diameter

Type	Dimension(mm)						Applicable inserts	Screw	Wrench
	HxB	L	S	W	a _r	∅D (Min-max)			
QFFD2525R/L 10-48L	25x25	150	36.5	3	10	48-66	ZTFD0303-MG	M6×20	S5
QFFD2525R/L 17-48L	25x25	150	43.5	3	17	48-66	ZTFD0303-MG		
QFFD2525R/L10-60L	25x25	150	36.5	3	10	60-80	ZTFD0303-MG		
QFFD2525R/L 17-60L	25x25	150	43.5	3	17	60-80	ZTFD0303-MG		
QFFD2525R/L 10-74L	25x25	150	36.5	3	10	74-110	ZTFD0303-MG		
QFFD2525R/L 17-74L	25x25	150	43.5	3	17	74-110	ZTFD0303-MG		
QFFD2525R/L 10-100L	25x25	150	36.5	3	10	100-150	ZTFD0303-MG		
QFFD2525R/L 17-100L	25x25	150	43.5	3	17	100-150	ZTFD0303-MG		
QFGD2525R/L 13-52L	25x25	150	39.5	4	13	52-72	ZTGD0404-MG		
QFGD2525R/L 22-52L	25x25	150	48.5	4	22	52-72	ZTGD0404-MG		
QFGD2525R/L 13-64L	25x25	150	39.5	4	13	64-100	ZTGD0404-MG		
QFGD2525R/L 22-64L	25x25	150	48.5	4	22	64-100	ZTGD0404-MG		
QFGD2525R/L 13-90L	25x25	150	39.5	4	13	90-140	ZTGD0404-MG		
QFGD2525R/L 22-90L	25x25	150	48.5	4	22	90-140	ZTGD0404-MG		
QFGD2525R/L 13-130L	25x25	150	39.5	4	13	130-230	ZTGD0404-MG		
QFGD2525R/L 22-130L	25x25	150	48.5	4	22	130-230	ZTGD0404-MG		
QFHD2525R/L 13-58L	25x25	150	39.5	5	13	58-96	ZTHD0504-MG		
QFHD2525R/L 22-58L	25x25	150	48.5	5	22	58-96	ZTHD0504-MG		
QFHD2525R/L 13-86L	25x25	150	39.5	5	13	86-140	ZTHD0504-MG		
QFHD2525R/L 22-86L	25x25	150	48.5	5	22	86-140	ZTHD0504-MG		
QFHD2525R/L 13-130L	25x25	150	39.5	5	13	130-200	ZTHD0504-MG		
QFHD2525R/L 22-130L	25x25	150	48.5	5	22	130-200	ZTHD0504-MG		
QFHD2525R/L 13-185L	25x25	150	39.5	5	13	185-400	ZTHD0504-MG		
QFHD2525R/L 22-185L	25x25	150	48.5	5	22	185-400	ZTHD0504-MG		
QFHD2525R/L 30-185L	25x25	150	56.5	5	30	185-400	ZTHS0504-MG		
QFKD2525R/L 13-60L	25x25	150	39.5	6	13	60-100	ZTKD0608-MG		
QFKD2525R/L 22-60L	25x25	150	48.5	6	22	60-100	ZTKD0608-MG		
QFKD2525R/L 13-88L	25x25	150	39.5	6	13	88-180	ZTKD0608-MG		
QFKD2525R/L 22-88L	25x25	150	48.5	6	22	88-180	ZTKD0608-MG		
QFKD2525R/L 13-160L	25x25	150	39.5	6	13	160-400	ZTKD0608-MG		
QFKD2525R/L 22-160L	25x25	150	48.5	6	22	160-400	ZTKD0608-MG		
GFKD2525R/L 30-160L	25x25	150	56.5	6	30	160-400	ZTKS0608-MG		

Turning tools

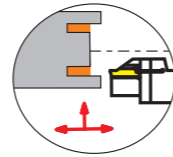
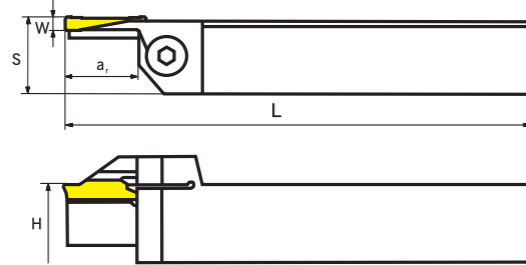

QF□D-RR



Type	Dimension(mm)						Applicable inserts	Screw	Wrench
	HxB	L	S	W	a _r	∅D (Min-max)			
QFFD2525RR10-48H	25x25	150	26	3	10	48-66	ZTFD0303-MG	M6×20	S5
QFFD2525RR17-48H	25x25	150	26	3	17	48-66	ZTFD0303-MG		
QFFD2525RR10-60H	25x25	150	26	3	10	60-80	ZTFD0303-MG		
QFFD2525RR17-60H	25x25	150	26	3	17	60-80	ZTFD0303-MG		
QFFD2525RR10-74H	25x25	150	26	3	10	74-110	ZTFD0303-MG		
QFFD2525RR17-74H	25x25	150	26	3	17	74-110	ZTFD0303-MG		
QFFD2525RR10-100H	25x25	150	26	3	10	100-150	ZTFD0303-MG		
QFFD2525RR7-100H	25x25	150	26	3	17	100-150	ZTFD0303-MG		
QFGD2525RR13-52H	25x25	150	26	4	13	52-72	ZTGD0404-MG		
QFGD2525RR 22-52H	25x25	150	26	4	22	52-72	ZTGD0404-MG		
QFGD2525RR13-64H	25x25	150	26	4	13	64-100	ZTGD0404-MG		
QFGD2525RR 22-64H	25x25	150	26	4	22	64-100	ZTGD0404-MG		
QFGD2525RR13-90H	25x25	150	26	4	13	90-140	ZTGD0404-MG		
QFGD2525RR 22-90H	25x25	150	26	4	22	90-140	ZTGD0404-MG		
QFGD2525RR3-130H	25x25	150	26	4	13	130-230	ZTGD0404-MG		
QFGD2525RR22-130H	25x25	150	26	4	22	130-230	ZTGD0404-MG		
QFHD2525RR13-58H	25x25	150	26	5	13	58-96	ZTHD0504-MG		
QFHD2525RR 22-58H	25x25	150	26	5	22	58-96	ZTHD0504-MG		
QFHD2525RR 13-86H	25x25	150	26	5	13	86-140	ZTHD0504-MG		
QFHD2525RR 22-86H	25x25	150	26	5	22	86-140	ZTHD0504-MG		
QFHD2525RR 13-130H	25x25	150	26	5	13	130-200	ZTHD0504-MG		
QFHD2525RR 22-130H	25x25	150	26	5	22	130-200	ZTHD0504-MG		
QFHD2525RR 13-185H	25x25	150	26	5	13	185-400	ZTHD0504-MG		
QFHD2525RR 22-185H	25x25	150	26	5	22	185-400	ZTHD0504-MG		
QFKD2525RR 30-185H	25x25	150	26	5	30	185-400	ZTHS0504-MG		
QFKD2525RR 13-60H	25x25	150	26	6	13	60-100	ZTKD0608-MG		
QFKD2525RR22-60H	25x25	150	26	6	22	60-100	ZTKD0608-MG		
QFKD2525RR 13-88H	25x25	150	26	6	13	88-180	ZTKD0608-MG		
QFKD2525RR 22-88H	25x25	150	26	6	22	88-180	ZTKD0608-MG		
QFKD2525RR 13-160H	25x25	150	26	6	13	160-400	ZTKD0608-MG		
QFKD2525RR 22-160H	25x25	150	26	6	22	160-400	ZTKD0608-MG		
QFKD2525RR 30-160H	25x25	150	26	6	30	160-400	ZTKS0608-MG		

Turning tools

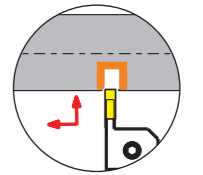
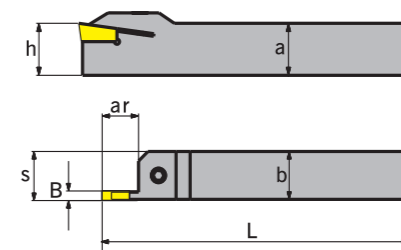
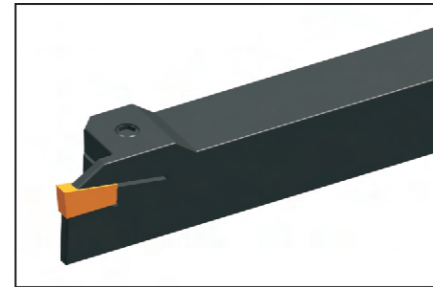
QF□D-LL



Type	Dimension(mm)						Applicable inserts	Screw	Wrench
	HxB	L	S	W	a _r	∅D (Min-max)			
QFFD2525LL10-48H	25x25	150	26	3	10	48-66	ZTFD0303-MG	M6×20	S5
QFFD2525LL17-48H	25x25	150	26	3	17	48-66	ZTFD0303-MG		
QFFD2525LL10-60H	25x25	150	26	3	10	60-80	ZTFD0303-MG		
QFFD2525LL17-60H	25x25	150	26	3	17	60-80	ZTFD0303-MG		
QFFD2525LL10-74H	25x25	150	26	3	10	74-110	ZTFD0303-MG		
QFFD2525LL17-74H	25x25	150	26	3	17	74-110	ZTFD0303-MG		
QFFD2525LL10-100H	25x25	150	26	3	10	100-150	ZTFD0303-MG		
QFFD2525LL17-100H	25x25	150	26	3	17	100-150	ZTFD0303-MG		
QFGD2525LL13-52H	25x25	150	26	4	13	52-72	ZTGD0404-MG		
QFGD2525LL22-52H	25x25	150	26	4	22	52-72	ZTGD0404-MG		
QFGD2525LL13-64H	25x25	150	26	4	13	64-100	ZTGD0404-MG		
QFGD2525LL22-64H	25x25	150	26	4	22	64-100	ZTGD0404-MG		
QFGD2525LL13-90H	25x25	150	26	4	13	90-140	ZTGD0404-MG		
QFGD2525LL22-90H	25x25	150	26	4	22	90-140	ZTGD0404-MG		
QFGD2525LL13-130H	25x25	150	26	4	13	130-230	ZTGD0404-MG		
QFGD2525LL22-130H	25x25	150	26	4	22	130-230	ZTGD0404-MG		
QFHD2525LL13-58H	25x25	150	26	5	13	58-96	ZTHD0504-MG		
QFHD2525LL22-58H	25x25	150	26	5	22	58-96	ZTHD0504-MG		
QFHD2525LL13-86H	25x25	150	26	5	13	86-140	ZTHD0504-MG		
QFHD2525LL22-86H	25x25	150	26	5	22	86-140	ZTHD0504-MG		
QFHD2525LL13-130H	25x25	150	26	5	13	130-200	ZTHD0504-MG		
QFHD2525LL22-130H	25x25	150	26	5	22	130-200	ZTHD0504-MG		
QFHD2525LL13-185H	25x25	150	26	5	13	185-400	ZTHD0504-MG		
QFHD2525LL22-185H	25x25	150	26	5	22	185-400	ZTHD0504-MG		
QFKD2525LL30-185H	25x25	150	26	5	30	185-400	ZTHS0504-MG		
QFKD2525LL13-60H	25x25	150	26	6	13	60-100	ZTKD0608-MG		
QFKD2525LL22-60H	25x25	150	26	6	22	60-100	ZTKD0608-MG		
QFKD2525LL13-88H	25x25	150	26	6	13	88-180	ZTKD0608-MG		
QFKD2525LL22-88H	25x25	150	26	6	22	88-180	ZTKD0608-MG		
QFKD2525LL13-160H	25x25	150	26	6	13	160-400	ZTKD0608-MG		
QFKD2525LL22-160H	25x25	150	26	6	22	160-400	ZTKD0608-MG		
QFKD2525LL30-160H	25x25	150	26	6	30	160-400	ZTKS0608-MG		

Turning tools

ZQ

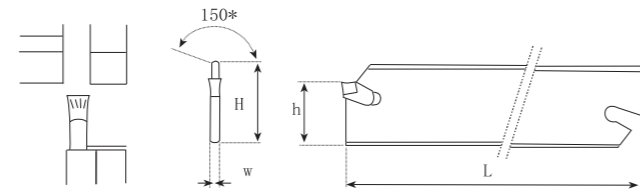


Type	Dimension(mm)							Applicable inserts	Screw	Wrench			
	Stock	h	b	L	S	B	a _{r,max}						
ZQ	1616R03	●	16	16	100	16.4	3	16	ZQMX3N11-IE	M5x17	S4		
	1616R04	●	16	16	100	16.4	4	18	ZQMX4N11-IE				
	2020R03	●	20	20	125	20.4	3	20	ZQMX3N11-IE				
	2020R04	●	20	20	125	20.4	4	20	ZQMX4N11-IE				
	2525R03	●	25	25	150	25.4	3	20	ZQMX3N11-IE				
	2525R04	●	25	25	150	25.4	4	20	ZQMX4N11-IE				
	2525R05	●	25	25	150	25.4	5	25	ZQMX5N11-IE				
	2525R06	●	25	25	150	25.7	6	32	ZQMX6N11-IE				
	3225R03	●	32	25	170	25.4	3	25	ZQMX3N11-IE			M6x22	S5
	3225R04	●	32	25	170	25.4	4	25	ZQMX4N11-IE				
	3225R05	●	32	25	170	25.4	5	25	ZQMX5N11-IE				
	3225R06	●	32	25	170	25.7	6	35	ZQMX6N11-IE				
ZQ	1616L03	○	16	16	100	16.4	3	16	ZQMX3N11-IE	M5x17	S4		
	1616L04	○	16	16	100	16.4	4	16	ZQMX4N11-IE				
	2020L03	○	20	20	125	20.4	3	20	ZQMX3N11-IE				
	2020L04	○	20	20	125	20.4	4	20	ZQMX4N11-IE				
	2525L03	○	25	25	150	25.4	3	20	ZQMX3N11-IE				
	2525L04	○	25	25	150	25.4	4	20	ZQMX4N11-IE				
	2525L05	○	25	25	150	25.4	5	25	ZQMX5N11-IE				
	2525L06	○	25	25	150	25.7	6	32	ZQMX6N11-IE				
	3225L03	○	32	25	170	25.4	3	25	ZQMX3N11-IE			M6x22	S5
	3225L04	○	32	25	170	25.4	4	25	ZQMX4N11-IE				
3225L05	○	32	25	170	25.4	5	25	ZQMX5N11-IE					
3225L06	○	32	25	170	25.7	6	32	ZQMX6N11-IE					

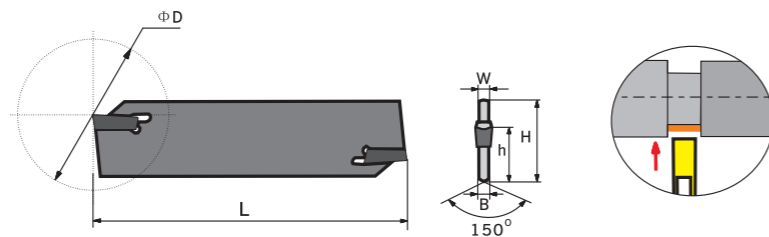
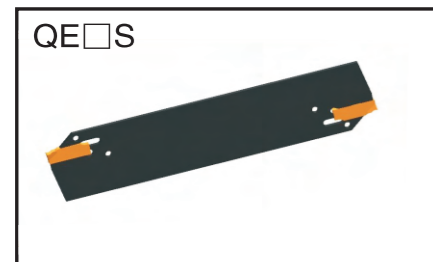
● Stock ○ in Production order

Turning tools

External Parting Blade



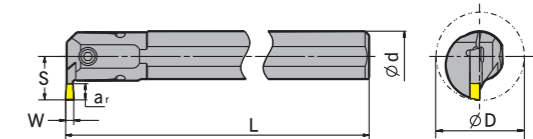
Reference Notes	Toolholder shape	Applicable conditions					Applicable insert	Spare part	
		Parting						Wrench	PE5
Type	Stock	H	W	L	h				
SPB	326-S	●	26	2.4	110	21	ZQMX3N11-1E		
	426-S	●	26	3.2	110	21	ZQMX4N11-1E		
	526-S	●	26	4.0	110	21	ZQMX5N11-1E		
	626-S	●	26	5.2	110	21	ZQMX6N11-1E		
	332-S	●	32	2.4	150	25	ZQMX3N11-1E		
	432-S	●	32	3.2	150	25	ZQMX4N11-1E		
	532-S	●	32	4.0	150	25	ZQMX5N11-1E		
	632-S	●	32	5.2	150	25	ZQMX6N11-1E		



Type	Dimension(mm)								Applicable Inserts
	Stock		L	H	h	B	W	ΦD _{max}	
	R	L							
QEES26N	●	●	110	26	19	2	2.5	60	ZPES0202-MG
QEFS26N	●	●	110	26	19	2.4	3	60	ZPFS0302-MG
QEGS26N	●	●	110	26	19	3.2	4	70	ZPGS0402-MG
QEHS26N	●	●	110	26	19	4	5	70	ZPHS0502-MG
QEGS26N	●	●	110	26	19	5	6	70	ZPKS0602-MG
QEES32N	●	●	150	32	24.6	2	2.5	100	ZPES0202-MG
QEFS32N	●	●	150	32	24.6	2.4	3	100	ZPFS0302-MG
QEGS32N	●	●	150	32	24.6	3.2	4	120	ZPGS0402-MG
QEHS32N			150	32	24.6	4	5	120	ZPHS0502-MG
QEGS32N			150	32	24.6	5	6	120	ZPKS0602-MG

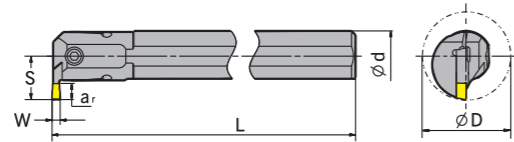
Turning tools

Internal Grooving and Turning Tools



Type	Dimension(mm)						Applicable inserts	Screw	Wrench
	ød	L	S	W	最大切深 a _{r,max}	øD (最小加工直径)			
C20Q-QEDR/L 05-27	20	180	15.2	2.5	5	27	ZTED*****	M4×14	S3
C25R-QEDR/L 07-33	25	200	20.3	2.5	7	33	ZRED*****	M5×17	S4
C32S-QEDR/L 09-42	32	250	25.3	2.5	9	42	ZRED*****	M5×17	S4
C20Q-QFDR/L 05-27	20	180	15.2	3	5	27	ZTFD*****	M4×14	S3
C25R-QFDR/L 07-33	25	200	20.3	3	7	33	ZTFD*****	M5×17	S4
C32S-QFDR/L 09-42	32	250	25.3	3	9	42	ZRFD*****	M5×17	S4
C25R-QGDR/L 08-35	25	200	21.5	4	8	35	ZTGD*****	M5×17	S4
C32S-QGDR/L 11-44	32	250	27.5	4	11	44	ZRGD*****	M5×17	S4
C40T-QGDR/L 13-54	40	300	33.5	4	13	54	ZRGD*****	M6×20	S5
C25R-QHDR/L 08-35	25	200	21.5	5	8	35	ZTHD*****	M6×20	S5
C32S-QHDR/L 11-44	32	250	27.5	5	11	44	ZRHD*****	M6×20	S5
C40T-QHDR/L 13-54	40	300	33.5	5	13	54	ZRHD*****	M6×20	S5
C25R-QKDR/L 08-35	25	200	21.5	6	8	35	ZTKD*****	M6×20	S5
C32S-QKDR/L 11-44	32	250	27.5	6	11	44	ZTKD*****	M6×20	S5
C40T-QKDR/L 13-54	40	300	33.5	6	13	54	ZRKD*****	M6×20	S5

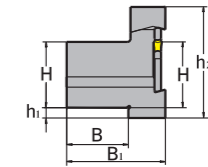
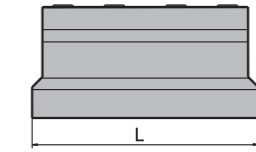

Internal Grooving and Turning Tools



Type	Dimension(mm)						Inserts	Screw	Wrench
	ød	L	S	W	a _{r,max}				
MGIVR/L	2016-1.5	16	180	11.3	1.5	3	MGMN150-M	M4 × 14	S3
	2520-1.5	20	180	13.1	1.5	4	MGMN150-M	M5 × 17	S4
	2925-1.5	25	200	16.2	1.5	4	MGMN150-M	M6 × 20	S5
	2016-2	16	180	12.4	2	4	MGMN200-M	M4 × 14	S3
	2520-2	20	180	14	2	5	MGMN200-M	M5 × 17	S4
	2925-2	25	200	17.2	2	5	MGMN200-M	M6 × 20	S5
	2016-2.5	16	180	12.5	2.5	6	MGMN250-M	M4 × 14	S3
	2520-2.5	20	180	15.1	2.5	6	MGMN250-M	M5 × 17	S4
	2925-2.5	25	200	18.2	2.5	6	MGMN250-M	M6 × 20	S5
	2520-3	20	180	15.6	3	6	MGMN300-M	M5 × 17	S4
	3125-3	25	200	18.9	3	6	MGMN300-M	M6 × 20	S5
	3732-3	32	250	21.5	3	6	MGMN300-M	M5 × 17	S4
	2520-4	20	180	15.6	4	6	MGMN400-M	M6 × 20	S5
	3125-4	25	200	18.9	4	6	MGMN400-M		
	3732-4	32	250	21.5	4	6	MGMN400-M		
	3125-5	25	200	19.1	5	8	MGMN500-M		
	3732-5	32	250	21.5	5	8	MGMN500-M		
	3125-6	25	200	19.4	6	8	MGMN600-M		
	3732-6	32	250	21.5	6	8	MGMN600-M		
	3732-8	32	250	23.2	8	10	MGMN800-M		
3540-8	40	300	27.2	8	10	MGMN800-M			
3125-6A	25	200	19.4	6	8	MGMN600-M			
3732-6A	32	250	21.5	6	8	MGMN600-M			
3732-8A	32	250	23.4	8	10	MGMN800-M			
4540-8A	40	300	27.2	8	10	MGMN800-M			

★ Parting, grooving, turning, profiling inserts are adaptable to the tools.

Parting Blade Holders



Type	Dimension(mm)						cIamp	Screw	Wrench
	L	H	h1	h2	B	B1			
PHS2026	86	20	10	46.6	19	38	PHS26	M6 × 20	S5
PHS2526	86	25	5	46.6	23	42	PHS26		
PHS3226	86	30	3	51.6	30	48	PHS26		
PHS2032	110	20	13	50	19	38	PHS32		
PHS2532	110	25	8	50	23	42	PHS32		
PHS3232	110	32	5	54	30	48	PHS32		